

Datasheet for ABIN513244
anti-ALDH3A1 antibody (AA 1-453)



[Go to Product page](#)

3 Images

Overview

Quantity:	50 µg
Target:	ALDH3A1
Binding Specificity:	AA 1-453
Reactivity:	Human
Host:	Mouse
Clonality:	Polyclonal
Conjugate:	This ALDH3A1 antibody is un-conjugated
Application:	Western Blotting (WB)

Product Details

Purpose:	Mouse polyclonal antibody raised against a full-length human ALDH3A1 protein.
Immunogen:	ALDH3A1 (AAH08892.1, 1 a.a. ~ 453 a.a) full-length human protein.
Sequence:	MSKISEAVKR ARAAFSSGRT RPLQFRIQQL EALQRLIQEQ EQELVGALAA DLHKNEWNAY YEEVVYVLEE IEYMIQKLPE WAADEPVEKT PQTQQDELYI HSEPLGVVLV IGTWNYPFNL TIQPMVGAIA AGNAVVLKPS ELSENMASLL ATIIPQYLDK DLYPVINGGV PETTELLKER FDHILYTGST GVGKIIMTAA AKHLTPVTLE LGGKSPCYVD KNCDLDVACR RIAWGKFMNS GQTCVAPDYI LCDPSIQNQI VEKLLKSLKE FYGEDAKKSR DYGRISARH FQRVMGLIEG QKVAYGGTGD AATRYIAPTI LTDVDPQSPV MQEEIFGPVL PIVCVRSLEE AIQFINQREK PLALYMFSSN DKVIKKMIAE TSSGGVAAND VIVHITLHSL PFGGVGNSGM GSYHGKKSFE TFSHRRSCLV RPLMNDEGLK VRYPPSPAKM TQH
Cross-Reactivity:	Human

Product Details

Characteristics: Antibody reactive against mammalian transfected lysate.

Target Details

Target: ALDH3A1

Alternative Name: ALDH3A1 ([ALDH3A1 Products](#))

Background: Full Gene Name: aldehyde dehydrogenase 3 family, memberA1
Synonyms: ALDH3,ALDHIII,MGC10406

Gene ID: 218

Application Details

Application Notes: Optimal working dilution should be determined by the investigator.

Restrictions: For Research Use only

Handling

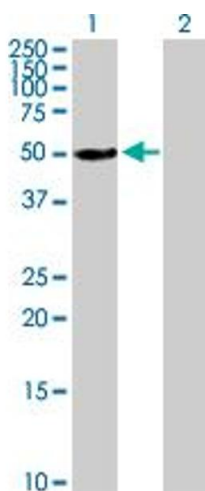
Buffer: In 1x PBS, pH 7.4

Handling Advice: Aliquot to avoid repeated freezing and thawing.

Storage: -20 °C

Storage Comment: Store at -20°C or lower. Aliquot to avoid repeated freezing and thawing.

Images

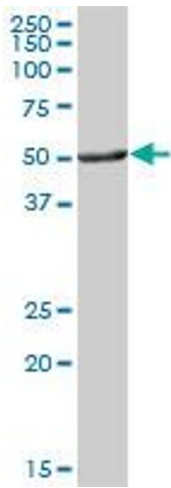


Western Blotting

Image 1. Western Blot analysis of ALDH3A1 expression in transfected 293T cell line by ALDH3A1 MaxPab polyclonal antibody.


Lane 1: ALDH3A1 transfected lysate(49.83 KDa).

Lane 2: Non-transfected lysate.



Western Blotting

Image 2. ALDH3A1 MaxPab polyclonal antibody. Western Blot analysis of ALDH3A1 expression in human stomach.



Western Blotting

Image 3. ALDH3A1 MaxPab polyclonal antibody. Western Blot analysis of ALDH3A1 expression in A-431.