



[Go to Product page](#)

Datasheet for ABIN513359

anti-Annexin A3 antibody (AA 1-323)

4 Images

Overview

Quantity:	100 µg
Target:	Annexin A3 (ANXA3)
Binding Specificity:	AA 1-323
Reactivity:	Human
Host:	Mouse
Clonality:	Monoclonal
Conjugate:	This Annexin A3 antibody is un-conjugated
Application:	Western Blotting (WB), ELISA, Immunoprecipitation (IP)

Product Details

Purpose:	Mouse monoclonal antibody raised against a full-length recombinant ANXA3.
Immunogen:	ANXA3 (AAH00871, 1 a.a. ~ 323 a.a) full-length recombinant protein with GST tag. MW of the GST tag alone is 26 KDa.
Sequence:	MASIWVGHARG TVRDYPDFSP SVDAEAIQKA IRGIGTDEKM LISILTERSN AQRQLIVKEY QAAYGKELKD DLKGDLSGHF EHLMVALVTP PAVFDAKQLK KSMKGAGTNE DALIEILTTR TSRQMKDISQ AYYTVYKSL GDDISSETSG DFRKALLTLA DGRRDESLKV DEHLAKQDAQ ILYKAGENRW GTDEDKFTEI LCLRSFPQLK LTFDEYRNIS QKDIVDSIKG ELSGHFEDLL LAIVNCRVNT PAFLAERLHR ALKGIGTDEF TLNRIMVSRS EIDLLDIRTE FKKHYGYSLY SAIKSDTSGD YEITLLKICG GDD
Clone:	1E2
Isotype:	IgG1

Product Details

Cross-Reactivity:	Human
Characteristics:	Antibody Reactive Against Recombinant Protein.

Target Details

Target:	Annexin A3 (ANXA3)
Alternative Name:	ANXA3 (ANXA3 Products)
Background:	Full Gene Name: annexin A3 Synonyms: ANX3
Gene ID:	306

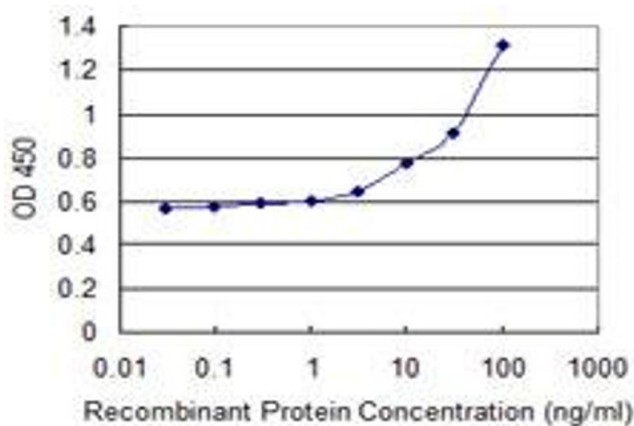
Application Details

Application Notes:	Optimal working dilution should be determined by the investigator.
Restrictions:	For Research Use only

Handling

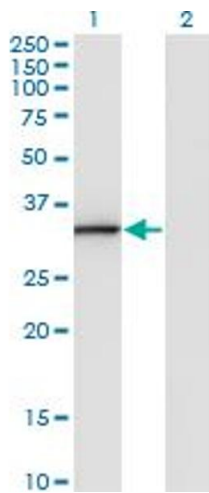
Buffer:	In 1x PBS, pH 7.4
Handling Advice:	Aliquot to avoid repeated freezing and thawing.
Storage:	-20 °C
Storage Comment:	Store at -20°C or lower. Aliquot to avoid repeated freezing and thawing.

Images



ELISA

Image 1. Detection limit for recombinant GST tagged ANXA3 is 1 ng/ml as a capture antibody.

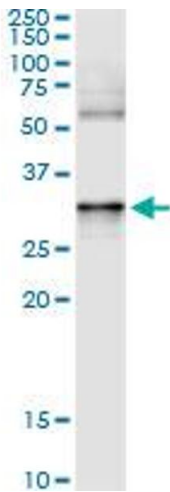


Western Blotting

Image 2. Western Blot analysis of ANXA3 expression in transfected 293T cell line by ANXA3 monoclonal antibody (M07), clone 1E2.

Lane 1: ANXA3 transfected lysate(36.4 KDa).

Lane 2: Non-transfected lysate.



Western Blotting

Image 3. Immunoprecipitation of ANXA3 transfected lysate using anti-ANXA3 monoclonal antibody and Protein A Magnetic Bead , and immunoblotted with ANXA3 MaxPab rabbit polyclonal antibody.

Please check the [product details page](#) for more images. Overall 4 images are available for ABIN513359.