Datasheet for ABIN513454

anti-TRIM23 antibody (AA 1-110)

3 Images | 2 Publications

Go to Product page

Overview

Quantity:	100 µg
Target:	TRIM23
Binding Specificity:	AA 1-110
Reactivity:	Human
Host:	Mouse
Clonality:	Monoclonal
Conjugate:	This TRIM23 antibody is un-conjugated
Application:	Western Blotting (WB), ELISA

Product Details

Purpose:	Mouse monoclonal antibody raised against a partial recombinant TRIM23.
Immunogen:	TRIM23 (AAH22510, 1 a.a. ~ 110 a.a) partial recombinant protein with GST tag. MW of the GST tag alone is 26 KDa.
Sequence:	MATLVVNKLG AGVDSGRQGS RGTAVVKVLE CGVCEDVFSL QGDKVPRLLL CGHTVCHDCL TRLPLHGRAI RCPFDRQVTD LGDSGVWGLK KNFALLELLE RLQNGPIGQY
Clone:	2H4
Isotype:	IgG2b
Cross-Reactivity:	Human
Characteristics:	Antibody Reactive Against Recombinant Protein.

Copyright antibodies-online. All rights reserved.

Target Details

Target:	TRIM23
Alternative Name:	TRIM23 (TRIM23 Products)
Background:	Full Gene Name: tripartite motif-containing 23 Synonyms: ARD1,ARFD1,RNF46
Gene ID:	373

Application Details

Application Notes:	Optimal working dilution should be determined by the investigator.
Restrictions:	For Research Use only

Handling

Buffer:	In 1x PBS, pH 7.4
Handling Advice:	Aliquot to avoid repeated freezing and thawing.
Storage:	-20 °C
Storage Comment:	Store at -20°C or lower. Aliquot to avoid repeated freezing and thawing.

Publications

Product cited in:	Laurent-Rolle, Morrison, Rajsbaum, Macleod, Pisanelli, Pham, Ayllon, Miorin, Martínez-Romero, tenOever, García-Sastre: "The interferon signaling antagonist function of yellow fever virus NS5 protein is activated by type I interferon." in: **Cell host & microbe**, Vol. 16, Issue 3, pp. 314-27, (2014) (PubMed). Arimoto, Funami, Saeki, Tanaka, Okawa, Takeuchi, Akira, Murakami, Shimotohno: "Polyubiquitin conjugation to NEMO by triparite motif protein 23 (TRIM23) is critical in antiviral defense." in: **Proceedings of the National Academy of Sciences of the United States of America**, Vol. 107, Issue 36, pp. 15856-61, (2010) (PubMed).

Copyright antibodies-online. All rights reserved.



Western Blotting

Image 1. TRIM23 monoclonal antibody (M01), clone 2H4. Western Blot analysis of TRIM23 expression in A-431 .

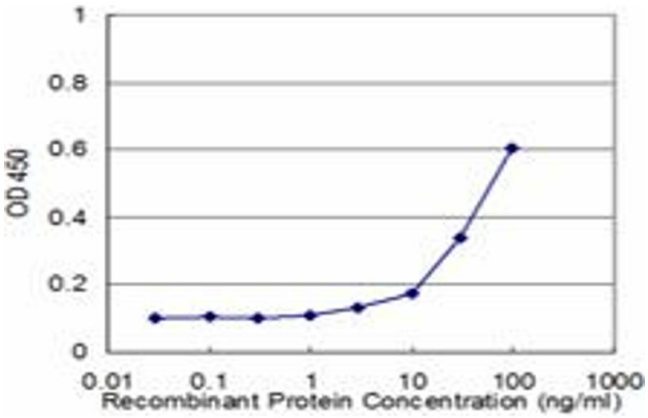

ELISA

Image 2. Detection limit for recombinant GST tagged TRIM23 is approximately 3ng/ml as a capture antibody.

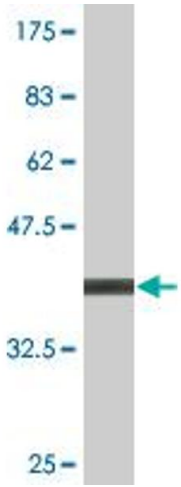

Western Blotting

Image 3. Western Blot detection against Immunogen (37.84 KDa) .

 Copyright antibodies-online. All rights reserved.