



[Go to Product page](#)

Datasheet for ABIN513670

anti-BCAT1 antibody (AA 1-320)

3 Images

Overview

Quantity:	100 µg
Target:	BCAT1
Binding Specificity:	AA 1-320
Reactivity:	Human
Host:	Mouse
Clonality:	Monoclonal
Conjugate:	This BCAT1 antibody is un-conjugated
Application:	Western Blotting (WB), ELISA

Product Details

Purpose:	Mouse monoclonal antibody raised against a full-length recombinant BCAT1.
Immunogen:	BCAT1 (AAH33864, 1 a.a. ~ 320 a.a) full-length recombinant protein with GST tag. MW of the GST tag alone is 26 KDa.
Sequence:	MDCSNGCSAE CTGEGGSKEV VGTFKAKDLI VTPATILKEK PDPNNLVFGT VFTDHMLTVE WSSEFGWEKP HIKPLQNLSSL HPGSSALHYA VELFEGLKAF RGVDNKIRLF QPNLNMDRMY RSAVRATLPV FDKEELLECI QQLVKLDQEW VPYSTSASLY IRPTFIGTEP SLGVKKPTKA LLFVLLSPVG PYFSSGTFNP VSLWANPKYV RAWKGGTGDC KMGGNYGSSL FAQCEAVDNG CQQVLWLYGE DHQITEVGTM NLFYWINED GEEELATPPL DGIILPGVTR RCILDLAHQW DTELSLFSIN LPDFLQFIYF
Clone:	1F8
Isotype:	IgG2a

Product Details

Cross-Reactivity:	Human
Characteristics:	Antibody Reactive Against Recombinant Protein.

Target Details

Target:	BCAT1
Alternative Name:	BCAT1 (BCAT1 Products)
Background:	Full Gene Name: branched chain aminotransferase 1, cytosolic Synonyms: BCT1,DKFZp686E12175,ECA39,MECA39,PNAS-121,PP18
Gene ID:	586

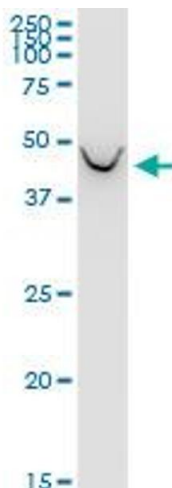
Application Details

Application Notes:	Optimal working dilution should be determined by the investigator.
Restrictions:	For Research Use only

Handling

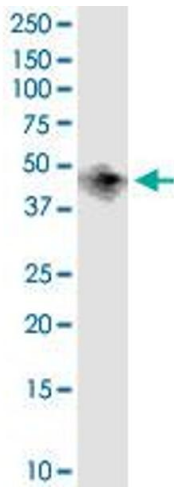
Buffer:	In 1x PBS, pH 7.4
Handling Advice:	Aliquot to avoid repeated freezing and thawing.
Storage:	-20 °C
Storage Comment:	Store at -20°C or lower. Aliquot to avoid repeated freezing and thawing.

Images



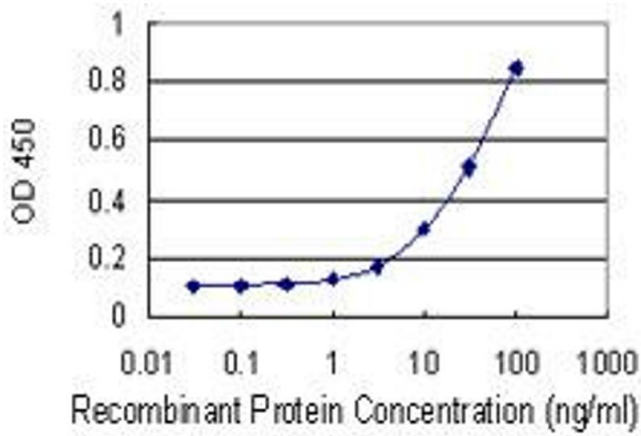
Western Blotting

Image 1. BCAT1 monoclonal antibody (M02), clone 1F8.
Western Blot analysis of BCAT1 expression in MCF-7.



Western Blotting

Image 2. BCAT1 monoclonal antibody (M02), clone 1F8. Western Blot analysis of BCAT1 expression in human kidney.



ELISA

Image 3. Detection limit for recombinant GST tagged BCAT1 is 1 ng/ml as a capture antibody.