



[Go to Product page](#)

Datasheet for ABIN513818  
**anti-BST2 antibody (AA 1-180)**

5 Images

Overview

Quantity:	100 µL
Target:	BST2
Binding Specificity:	AA 1-180
Reactivity:	Human
Host:	Rabbit
Clonality:	Polyclonal
Conjugate:	This BST2 antibody is un-conjugated
Application:	Western Blotting (WB), Immunoprecipitation (IP)

Product Details

Purpose:	Rabbit polyclonal antibody raised against a full-length human BST2 protein.
Immunogen:	BST2 (NP_004326.1, 1 a.a. ~ 180 a.a) full-length human protein.
Sequence:	MASTSYDYCR VPMEDGDKRC KLLLGIGILV LLIIVILGVP LIIFTIKANS EACRDGLRAV MECRNVTHLL QQELTEAQKG FQDVEAQAAT CNHTVMALMA SLDAEKAQGQ KKVEELEGEI TTLNHKLQDA SAEVERLRRE NQVLSVRIAD KKYPSSQDS SSAAAPQLLI VLLGLSALLQ
Cross-Reactivity:	Human
Characteristics:	Antibody reactive against mammalian transfected lysate.

Target Details

Target:	BST2
---------	------

## Target Details

Alternative Name:	BST2 ( <a href="#">BST2 Products</a> )
Background:	Full Gene Name: bone marrow stromal cell antigen 2 Synonyms: CD317
Gene ID:	684
NCBI Accession:	<a href="#">NM_004335</a>
Pathways:	<a href="#">Regulation of Leukocyte Mediated Immunity</a> , <a href="#">Production of Molecular Mediator of Immune Response</a>

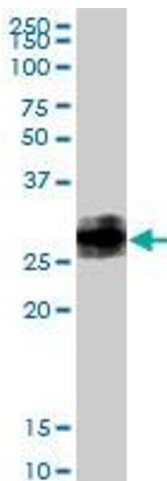
## Application Details

Application Notes:	Optimal working dilution should be determined by the investigator.
Restrictions:	For Research Use only

## Handling

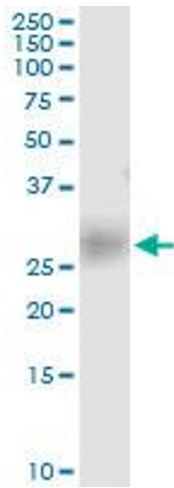
Format:	Liquid
Buffer:	No additive
Preservative:	Without preservative
Handling Advice:	Aliquot to avoid repeated freezing and thawing.
Storage:	-20 °C
Storage Comment:	Store at -20°C or lower. Aliquot to avoid repeated freezing and thawing.

## Images




### Western Blotting

**Image 1.** BST2 MaxPab rabbit polyclonal antibody. Western Blot analysis of BST2 expression in human liver.



### Western Blotting

**Image 2.** BST2 MaxPab rabbit polyclonal antibody. Western Blot analysis of BST2 expression in Jurkat.



### Immunoprecipitation

**Image 3.** Immunoprecipitation of BST2 transfected lysate using anti-BST2 MaxPab rabbit polyclonal antibody and Protein A Magnetic Bead , and immunoblotted with BST2 purified MaxPab mouse polyclonal antibody (B02P) .

Please check the [product details page](#) for more images. Overall 5 images are available for ABIN513818.