



[Go to Product page](#)

Datasheet for ABIN514088
anti-CBS antibody (AA 1-100)

5 Images

1 Publication

Overview

Quantity:	100 µg
Target:	CBS
Binding Specificity:	AA 1-100
Reactivity:	Human
Host:	Mouse
Clonality:	Monoclonal
Conjugate:	This CBS antibody is un-conjugated
Application:	Western Blotting (WB), ELISA, Immunofluorescence (IF), Immunohistochemistry (Paraffin-embedded Sections) (IHC (p))

Product Details

Purpose:	Mouse monoclonal antibody raised against a partial recombinant CBS.
Immunogen:	CBS (NP_000062, 1 a.a. ~ 100 a.a) partial recombinant protein with GST tag. MW of the GST tag alone is 26 KDa.
Sequence:	MPSETPQAEV GPTGCPHRSG PHSAKGSLEK GSPEDKEAKE PLWIRPDAPS RCTWQLGRPA SESPHHHTAP AKSPKILPDI LKKIGDTPMV RINKIGKKFG
Clone:	6A9
Isotype:	IgG1
Cross-Reactivity:	Human
Characteristics:	Antibody Reactive Against Recombinant Protein.

Target Details

Target:	CBS
Alternative Name:	CBS (CBS Products)
Background:	Full Gene Name: cystathionine-beta-synthase Synonyms: HIP4
Gene ID:	875
NCBI Accession:	NM_000071

Application Details

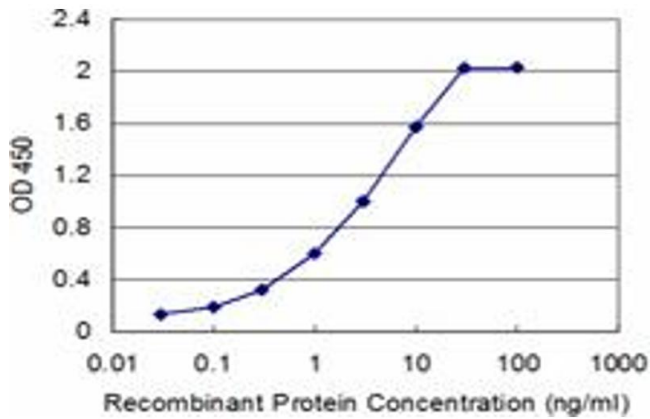
Application Notes:	Optimal working dilution should be determined by the investigator.
Restrictions:	For Research Use only

Handling

Buffer:	In 1x PBS, pH 7.4
Handling Advice:	Aliquot to avoid repeated freezing and thawing.
Storage:	-20 °C
Storage Comment:	Store at -20°C or lower. Aliquot to avoid repeated freezing and thawing.

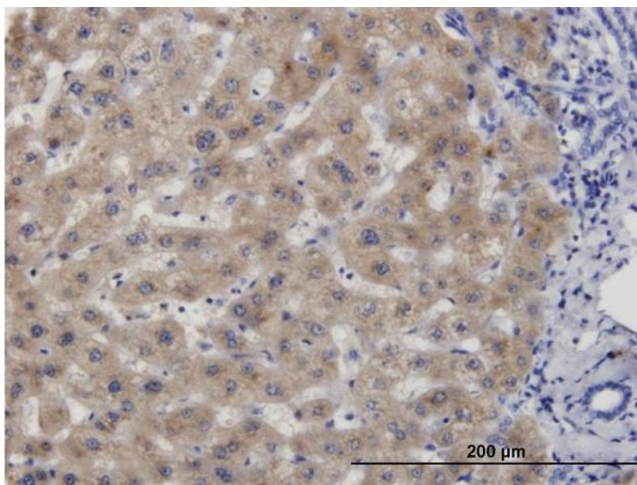
Publications

Product cited in:	Majtan, Freeman, Smith, Burstyn, Kraus: "Purification and characterization of cystathionine ?-synthase bearing a cobalt protoporphyrin." in: Archives of biochemistry and biophysics , Vol. 508, Issue 1, pp. 25-30, (2011) (PubMed).
-------------------	--



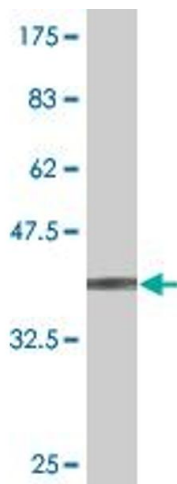
ELISA

Image 1. Detection limit for recombinant GST tagged CBS is approximately 0.03ng/ml as a capture antibody.



Immunostaining

Image 2. Immunoperoxidase of monoclonal antibody to CBS on formalin-fixed paraffin-embedded human liver. [antibody concentration 3 ug/ml]



Western Blotting

Image 3. Western Blot detection against Immunogen (36.74 KDa) .

Please check the [product details page](#) for more images. Overall 5 images are available for ABIN514088.