

Datasheet for ABIN514467  
**anti-CLN3 antibody (AA 1-438)**



[Go to Product page](#)

3 Images

Overview

Quantity:	100 µg
Target:	CLN3
Binding Specificity:	AA 1-438
Reactivity:	Human
Host:	Mouse
Clonality:	Monoclonal
Conjugate:	This CLN3 antibody is un-conjugated
Application:	Western Blotting (WB), ELISA

Product Details

Purpose:	Mouse monoclonal antibody raised against a full length recombinant CLN3.
Immunogen:	CLN3 (AAH02394.1, 1 a.a. ~ 438 a.a) full-length recombinant protein with GST tag. MW of the GST tag alone is 26 KDa.
Sequence:	MGGCAGSRRR FSDSEGEETV PEPRLPLLDH QGAHWKNAVG FWLLGLCNNF SYVVMLSAAH DILSHKRTSG NQSHVDPGPT PIPHNSSSRF DCNSVSTAAV LLADILPTLV IKLLAPLGLH LLPYSPRVLV SGICAAGSFV LVAFHSVGT SLCGVVFASI SSSLGCVTFL SLTAFYPRAV ISWWSSGTGG AGLLGALSYL GLTQAGLSPQ QTLLSMLGIP ALLLASYFLL LTSPEAQDPG GEEEAESAAR QPLIRTEAPE SKPGSSSSLS LRERWTVFKG LLWYIVPLWV VYFAEYFINQ GLFELLFFWN TSLSHAQQYR WYQMLYQAGV FASRSSLRCC RIRFTWALAL LQCLNLVFL ADVWFGFLPS IYLVFLIILY EGLLGGAAYV NTFHNIALET SDEHREFAMA ATCISDTLGI SLSGLLALPL HDFLCQLS

## Product Details

---

Clone:	1G10
Isotype:	IgG2a
Cross-Reactivity:	Human
Characteristics:	Antibody Reactive Against Recombinant Protein.

## Target Details

---

Target:	CLN3
Alternative Name:	CLN3 ( <a href="#">CLN3 Products</a> )
Background:	Full Gene Name: ceroid-lipofuscinosis, neuronal 3 Synonyms: BATTENIN,BTS,JNCL,MGC102840
Gene ID:	1201

## Application Details

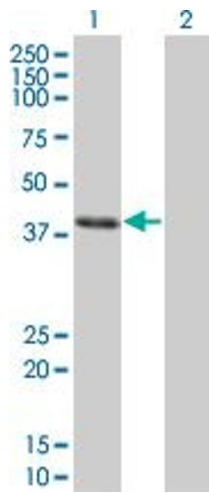
---

Application Notes:	Optimal working dilution should be determined by the investigator.
Restrictions:	For Research Use only

## Handling

---

Buffer:	In 1x PBS, pH 7.4
Handling Advice:	Aliquot to avoid repeated freezing and thawing.
Storage:	-20 °C
Storage Comment:	Store at -20°C or lower. Aliquot to avoid repeated freezing and thawing.

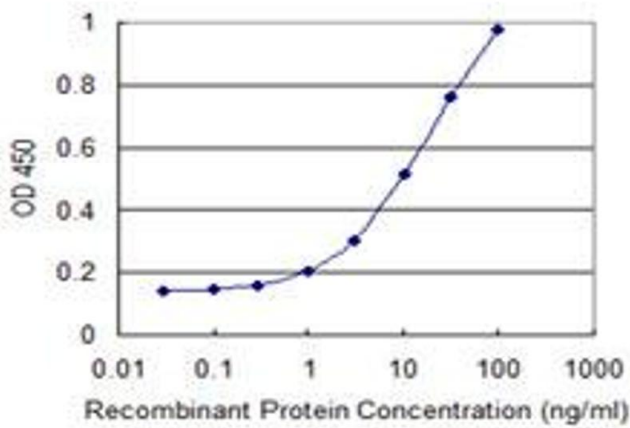


### Western Blotting

**Image 1.** Western Blot analysis of CLN3 expression in transfected 293T cell line by CLN3 monoclonal antibody (M03), clone 1G10.


Lane 1: CLN3 transfected lysate(47.623 KDa).

Lane 2: Non-transfected lysate.



### ELISA

**Image 2.** Detection limit for recombinant GST tagged CLN3 is 0.3 ng/ml as a capture antibody.



### Western Blotting

**Image 3.** Western Blot detection against Immunogen (73.92 KDa) .