



Datasheet for ABIN514709  
**anti-CSNK2A2 antibody (AA 1-100)**



[Go to Product page](#)

4 Images

Overview

Quantity:	100 µg
Target:	CSNK2A2
Binding Specificity:	AA 1-100
Reactivity:	Human
Host:	Mouse
Clonality:	Monoclonal
Conjugate:	This CSNK2A2 antibody is un-conjugated
Application:	Western Blotting (WB), ELISA, Immunofluorescence (IF)

Product Details

Purpose:	Mouse monoclonal antibody raised against a partial recombinant CSNK2A2.
Immunogen:	CSNK2A2 (NP_001887.1, 1 a.a. ~ 100 a.a) partial recombinant protein with GST tag. MW of the GST tag alone is 26 KDa.
Sequence:	MPGPAAGSRA RVYAEVNSLR SREYWDYEAH VPSWGNQDDY QLVRKLGK YSEVFEAINI TNNERVVVKI LKPVK KKKIK REVKILENLR GGTNIIKLID
Clone:	1E8
Isotype:	IgG2a
Cross-Reactivity:	Human
Characteristics:	Antibody Reactive Against Recombinant Protein.

## Target Details

Target:	CSNK2A2
Alternative Name:	CSNK2A2 ( <a href="#">CSNK2A2 Products</a> )
Background:	Full Gene Name: casein kinase 2, alpha prime polypeptide Synonyms: CK2A2,CSNK2A1,FLJ43934
Gene ID:	1459
NCBI Accession:	<a href="#">NM_001896</a>
Pathways:	<a href="#">SARS-CoV-2 Protein Interactome</a>

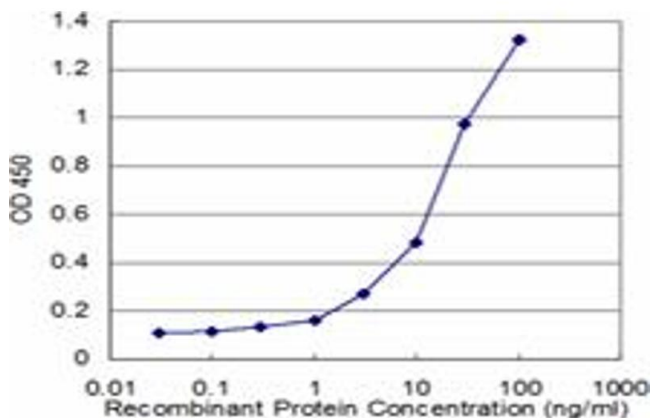
## Application Details

Application Notes:	Optimal working dilution should be determined by the investigator.
Restrictions:	For Research Use only

## Handling

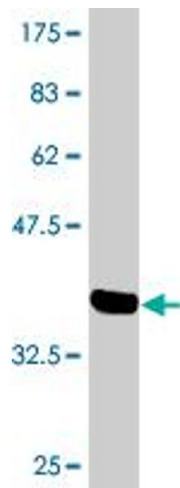
Buffer:	In 1x PBS, pH 7.4
Handling Advice:	Aliquot to avoid repeated freezing and thawing.
Storage:	-20 °C
Storage Comment:	Store at -20°C or lower. Aliquot to avoid repeated freezing and thawing.

## Images



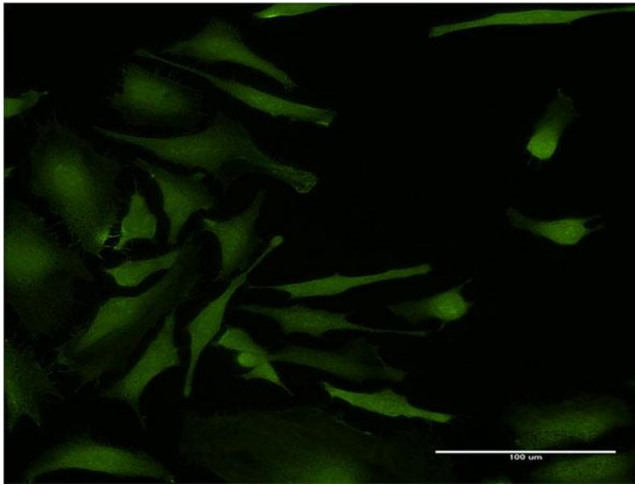
### ELISA

**Image 1.** Detection limit for recombinant GST tagged CSNK2A2 is approximately 0.3ng/ml as a capture antibody.



### Western Blotting

**Image 2.** Western Blot detection against Immunogen (36.74 kDa).



### Immunofluorescence

**Image 3.** Immunofluorescence of monoclonal antibody to CSNK2A2 on HeLa cell. [antibody concentration 10 ug/ml]

Please check the [product details page](#) for more images. Overall 4 images are available for ABIN514709.