



[Go to Product page](#)

Datasheet for ABIN514847
anti-CYP11A1 antibody (AA 1-521)

3 Images

Overview

Quantity:	100 µg
Target:	CYP11A1
Binding Specificity:	AA 1-521
Reactivity:	Human
Host:	Rabbit
Clonality:	Polyclonal
Conjugate:	This CYP11A1 antibody is un-conjugated
Application:	Western Blotting (WB)

Product Details

Purpose:	Rabbit polyclonal antibody raised against a full-length human CYP11A1 protein.
Immunogen:	CYP11A1 (AAH32329.1, 1 a.a. ~ 521 a.a) full-length human protein.
Sequence:	MLAKGLPPRS VLVKGCQTF L SAPREGLGRL RVPTGEGAGI STRSPRPFNE IPSPGDNGWL NLYHFWRETG THKVHLHHVQ NFQKYGPIYR EKLGNVESVY VIDPEDVALL FKSEGNPER FLIPPWAYH QYYQRPIGVL LKKSAAWKKD RVALNQEVMA PEATKNFLPL LDAVSRDFVS VLHRRIKKAG SGNYSGDISD DLFRFAFESI TNVIFGERQG MLEEVNPEA QRFIDAIYQM FHTSVPMLNL PPDFLRLFRT KTWKDHVAAW DVIFSKADIY TQNFYWELRQ KGSVHHDYRG ILYRLLGDSK MSFEDIKANV TEMLAGGVDT TSMTLQWHLY EMARNLKVQD MLRAEVLAAR HQAQGMATM LQLVPLLKAS IKETLRLHPI SVTLQRYLVN DLVLRDYMIP AKTLVQVAIY ALGREPTFFF DPENFDPTRW LSKDKNITYF RNLGFGWGVR QCLGRRIAEL EMTIFLINML ENFRVEIQHL SDVGTTFNLI LMPEKPISFT FWPFNQEATQ Q

Product Details

Cross-Reactivity:	Human
Characteristics:	Antibody reactive against mammalian transfected lysate.

Target Details


Target:	CYP11A1
Alternative Name:	CYP11A1 (CYP11A1 Products)
Background:	Full Gene Name: cytochrome P450, family 11, subfamily A, polypeptide 1 Synonyms: CYP11A,P450SCC
Gene ID:	1583
Pathways:	Metabolism of Steroid Hormones and Vitamin D , Steroid Hormone Biosynthesis , C21-Steroid Hormone Metabolic Process , Cellular Response to Molecule of Bacterial Origin

Application Details

Application Notes:	Optimal working dilution should be determined by the investigator.
Restrictions:	For Research Use only

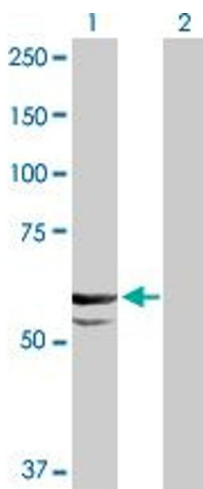
Handling

Buffer:	In 1x PBS, pH 7.4
Handling Advice:	Aliquot to avoid repeated freezing and thawing.
Storage:	-20 °C
Storage Comment:	Store at -20°C or lower. Aliquot to avoid repeated freezing and thawing.



Western Blotting

Image 1. CYP11A1 MaxPab rabbit polyclonal antibody. Western Blot analysis of CYP11A1 expression in human kidney.

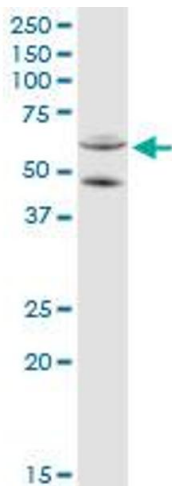


Western Blotting

Image 2. Western Blot analysis of CYP11A1 expression in transfected 293T cell line by CYP11A1 MaxPab polyclonal antibody.

Lane 1: CYP11A1 transfected lysate(60.10 KDa).

Lane 2: Non-transfected lysate.



Western Blotting

Image 3. CYP11A1 MaxPab rabbit polyclonal antibody. Western Blot analysis of CYP11A1 expression in Jurkat.