Datasheet for ABIN516101

anti-GNAI2 antibody (AA 1-339)

Go to Product page

3 Images

Overview

Quantity:	100 µg
Target:	GNAI2
Binding Specificity:	AA 1-339
Reactivity:	Human
Host:	Mouse
Clonality:	Monoclonal
Conjugate:	This GNAI2 antibody is un-conjugated
Application:	Western Blotting (WB), ELISA

Product Details

Purpose:	Mouse monoclonal antibody raised against a full length recombinant GNAI2.
Immunogen:	GNAI2 (AAH16995, 1 a.a. ~ 339 a.a) full-length recombinant protein with GST tag. MW of the GST tag alone is 26 KDa.
Sequence:	MEYAGHLPAS SAQGTILACT SCTGAGESGK STIVKQMKII HEDGYSEEEC RQYRAVVYSN TIQSIMAIVK AMGNLQIDFA DPSRADDARQ LFALSCTAEE QGVLPDDLSG VIRRLWADHG VQACFGRSRE YQLNDSAAYY LNDLERIAQS DYIPTQQDVL RTRVKTTGIV ETHFTFKDLH FKMFDVGGQR SERKKWIHCF EGVTAIIFCV ALSAYDLVLA EDEEMNRMHE SMKLFDSICN NKWFTDTSII LFLNKKDLFE EKITHSPLTI CFPEYTGANK YDEAASYIQS KFEDLNKRKD TKEIYTHFTC ATDTKNVQFV FDAVTDVIIK NNLKDCGLF
Clone:	2E4
Isotype:	IgG2a

 Copyright antibodies-online. All rights reserved.

Product Details

Cross-Reactivity:	Human, Rat
Characteristics:	Antibody Reactive Against Recombinant Protein.

Target Details

Target:	GNAI2
Alternative Name:	GNAI2 (GNAI2 Products)
Background:	Full Gene Name: guanine nucleotide binding protein (G protein), alpha inhibiting activity polypeptide 2 Synonyms: GIP,GNAI2B,H_LUCA15.1,H_LUCA16.1
Gene ID:	2771
Pathways:	cAMP Metabolic Process, G-protein mediated Events, Thromboxane A2 Receptor Signaling

Application Details

Application Notes:	Optimal working dilution should be determined by the investigator.
Restrictions:	For Research Use only

Handling

Buffer:	In 1x PBS, pH 7.4
Handling Advice:	Aliquot to avoid repeated freezing and thawing.
Storage:	-20 °C
Storage Comment:	Store at -20°C or lower. Aliquot to avoid repeated freezing and thawing.

 Copyright antibodies-online. All rights reserved.

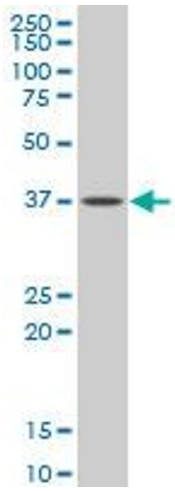

Western Blotting

Image 1. GNAI2 monoclonal antibody (M03), clone 2E4 Western Blot analysis of GNAI2 expression in PC-12 .

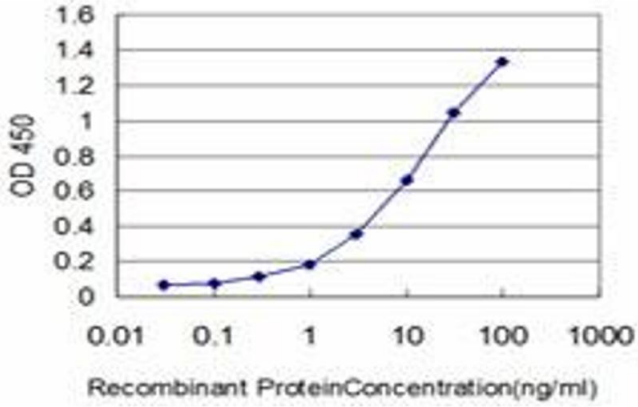

ELISA

Image 2. Detection limit for recombinant GST tagged GNAI2 is approximately 0.3ng/ml as a capture antibody.

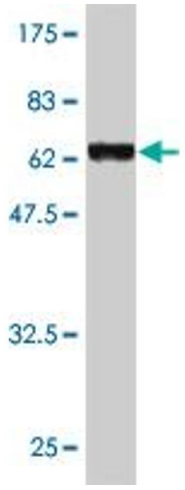

Western Blotting

Image 3. Western Blot detection against Immunogen (62.81 KDa) .

 Copyright antibodies-online. All rights reserved.