



[Go to Product page](#)

Datasheet for ABIN516229

anti-GSTA4 antibody (AA 1-222)

4 Images

1 Publication

Overview

Quantity:	100 µg
Target:	GSTA4
Binding Specificity:	AA 1-222
Reactivity:	Human
Host:	Rabbit
Clonality:	Polyclonal
Conjugate:	This GSTA4 antibody is un-conjugated
Application:	Western Blotting (WB)

Product Details

Purpose:	Rabbit polyclonal antibody raised against a full-length human GSTA4 protein.
Immunogen:	GSTA4 (NP_001503.1, 1 a.a. ~ 222 a.a) full-length human protein.
Sequence:	MAARPKLHYP NGRGRMESVR WVLAAGVEF DEEFLETKEQ LYKLQDGNHL LQQVPMVEI DGMKLVQTRS ILHYIADKHN LFGKNLKERT LIDMYVEGTL DLLELLIMHP FLKPDDQQKE VVNMAQKAI RYFPVFEKIL RGHGQSFLVG NQLSLADVIL LQTILALEEK IPNILSAFPF LQEYTVKLSN IPTIKRFLEP GSKKKPPPDE IYVRTVYNIF RP
Cross-Reactivity:	Human, Mouse
Characteristics:	Antibody reactive against mammalian transfected lysate.

Target Details

Target:	GSTA4
---------	-------

Target Details

Alternative Name:	GSTA4 (GSTA4 Products)
Background:	Full Gene Name: glutathione S-transferase alpha 4 Synonyms: DKFZp686D21185,GSTA4-4,GTA4
Gene ID:	2941
NCBI Accession:	NM_001512

Application Details

Application Notes:	Optimal working dilution should be determined by the investigator.
Restrictions:	For Research Use only

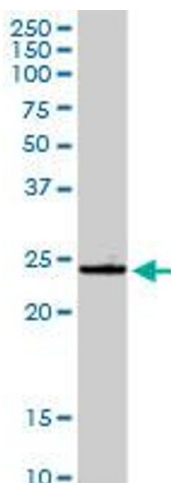
Handling

Buffer:	In 1x PBS, pH 7.4
Handling Advice:	Aliquot to avoid repeated freezing and thawing.
Storage:	-20 °C
Storage Comment:	Store at -20°C or lower. Aliquot to avoid repeated freezing and thawing.

Publications

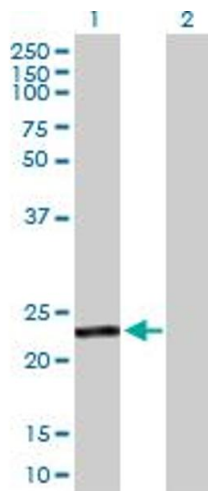
Product cited in:	Yang, Huycke, Herman, Wang: "Glutathione S-transferase alpha 4 induction by activator protein 1 in colorectal cancer." in: Oncogene , (2016) (PubMed).
-------------------	---

Images



Western Blotting

Image 1. GSTA4 MaxPab rabbit polyclonal antibody. Western Blot analysis of GSTA4 expression in human placenta.

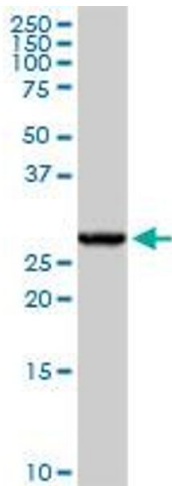


Western Blotting

Image 2. Western Blot analysis of GSTA4 expression in transfected 293T cell line by GSTA4 MaxPab polyclonal antibody.

Lane 1: GSTA4 transfected lysate (25.70 kDa).

Lane 2: Non-transfected lysate.



Western Blotting

Image 3. GSTA4 MaxPab rabbit polyclonal antibody. Western Blot analysis of GSTA4 expression in mouse spleen.

Please check the [product details page](#) for more images. Overall 4 images are available for ABIN516229.