



Datasheet for ABIN516401

anti-Hexosaminidase A antibody (AA 1-529)



[Go to Product page](#)

5 Images

Overview

Quantity:	50 µg
Target:	Hexosaminidase A (HEXA)
Binding Specificity:	AA 1-529
Reactivity:	Human
Host:	Mouse
Clonality:	Monoclonal
Conjugate:	This Hexosaminidase A antibody is un-conjugated
Application:	Western Blotting (WB), ELISA, Immunofluorescence (IF)

Product Details

Purpose:	Mouse monoclonal antibody raised against a full-length recombinant HEXA.
Immunogen:	HEXA (AAH18927, 1 a.a. ~ 529 a.a) full-length recombinant protein with GST tag. MW of the GST tag alone is 26 KDa.
Sequence:	MTSSRLWFSL LLAAAFAGRA TALWPWPQNF QTSDQRYVLY PNNFQFYDV SSAAQPGCSV LDEAFQRYRD LLFGSGSWPR PYLTGKRHTL EKNLVVSVV TPGCNQLPTL ESVENYTLTI NDDQCLLLSE TVWGALRGLE TFSQLVWKSA EGTFINKTE IEDFPRFPHR GLLLDTSRHY LPLSSILDTL DVMAYNKLNV FHWHLVDDPS FPYESFTFPE LMRKGSYNPV THITYAQDVK EVIEYARLRG IRVLAefdTP GHTLSWGPGI PGLLTPCYSG SEPSGTFGPV NPSLNNTYEF MSTFFLEVSS VFPDFYLHLG GDEVDFTCWK SNPEIQDFMR KKGFGEDFKQ LESFYIQTLL DIVSSYGKGY VVWQEVFDNK VKIQPDTIIQ VWREDIPVNY MKELELVTKA GFRALLSAPW YLNRI SYGPD WKDFYVVEPL AFEGTPEQKA LVIGGEACMW GEYVDNTNLV PRLWPRAGAV AERLWSNKLT SDLTFAYERL SHFRCELLRR GVQAQPLNVG FCEQEFEQT

Product Details

Clone:	3D1
Isotype:	IgG1
Cross-Reactivity:	Human
Characteristics:	Antibody Reactive Against Recombinant Protein.

Target Details

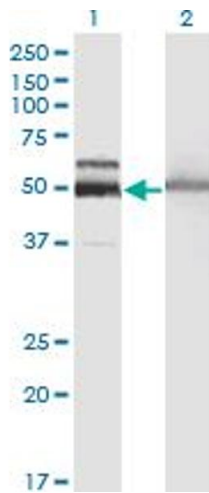
Target:	Hexosaminidase A (HEXA)
Alternative Name:	HEXA (HEXA Products)
Background:	Full Gene Name: hexosaminidase A (alpha polypeptide) Synonyms: MGC99608,TSD
Gene ID:	3073
Pathways:	Sensory Perception of Sound , Glycosaminoglycan Metabolic Process

Application Details

Application Notes:	Optimal working dilution should be determined by the investigator.
Restrictions:	For Research Use only

Handling

Buffer:	In 1x PBS, pH 7.4
Handling Advice:	Aliquot to avoid repeated freezing and thawing.
Storage:	-20 °C
Storage Comment:	Store at -20°C or lower. Aliquot to avoid repeated freezing and thawing.




Western Blotting

Image 1. Western Blot analysis of HEXA expression in transfected 293T cell line by HEXA monoclonal antibody (M06), clone 3D1.


Lane 1: HEXA transfected lysate(60.7 KDa).

Lane 2: Non-transfected lysate.



Western Blotting

Image 2. HEXA monoclonal antibody (M06), clone 3D1. Western Blot analysis of HEXA expression in HeLa.



Western Blotting

Image 3. HEXA monoclonal antibody (M06), clone 3D1. Western Blot analysis of HEXA expression in human kidney.

Please check the [product details page](#) for more images. Overall 5 images are available for ABIN516401.