

Datasheet for ABIN516564
anti-FOXA1 antibody (AA 287-370)



[Go to Product page](#)

3 Images

Overview

Quantity:	100 µg
Target:	FOXA1
Binding Specificity:	AA 287-370
Reactivity:	Human
Host:	Mouse
Clonality:	Monoclonal
Conjugate:	This FOXA1 antibody is un-conjugated
Application:	Western Blotting (WB), ELISA

Product Details

Purpose:	Mouse monoclonal antibody raised against a full length recombinant FOXA1.
Immunogen:	FOXA1 (NP_004487, 287 a.a. ~ 370 a.a) full-length recombinant protein with GST tag. MW of the GST tag alone is 26 KDa.
Sequence:	AKGGPESRKD PSGASNPSAD SPLHRGVHGK TGQLEGAPAP GPAASPQTLT HSGATATGGA SELKTPASST APPISSGPGA LASV
Clone:	1G10
Isotype:	IgG2a
Cross-Reactivity:	Human
Characteristics:	Antibody Reactive Against Recombinant Protein.

Target Details

Target:	FOXA1
Alternative Name:	FOXA1 (FOXA1 Products)
Background:	Full Gene Name: forkhead box A1 Synonyms: HNF3A,MGC33105,TCF3A
Gene ID:	3169
NCBI Accession:	NM_004496
Pathways:	Intracellular Steroid Hormone Receptor Signaling Pathway , Regulation of Intracellular Steroid Hormone Receptor Signaling , Carbohydrate Homeostasis

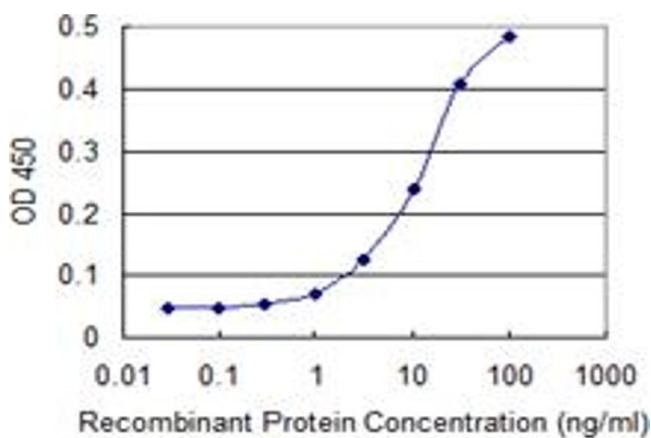
Application Details

Application Notes:	Optimal working dilution should be determined by the investigator.
Restrictions:	For Research Use only

Handling

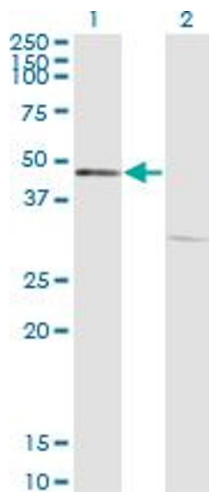
Buffer:	In 1x PBS, pH 7.4
Handling Advice:	Aliquot to avoid repeated freezing and thawing.
Storage:	-20 °C
Storage Comment:	Store at -20°C or lower. Aliquot to avoid repeated freezing and thawing.

Images



ELISA

Image 1. Detection limit for recombinant GST tagged FOXA1 is 1 ng/ml as a capture antibody.

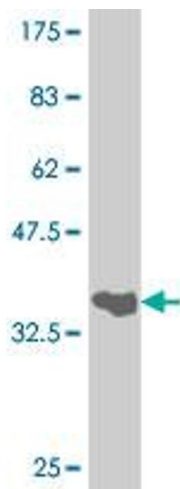


Western Blotting

Image 2. Western Blot analysis of FOXA1 expression in transfected 293T cell line by FOXA1 monoclonal antibody (M07), clone 1G10.

Lane 1: FOXA1 transfected lysate(49.1 kDa).

Lane 2: Non-transfected lysate.



Western Blotting

Image 3. Western Blot detection against Immunogen (34.87 kDa).