



Datasheet for ABIN516767
anti-IARS antibody (AA 1-1055)



[Go to Product page](#)

3 Images

Overview

Quantity:	50 µg
Target:	IARS
Binding Specificity:	AA 1-1055
Reactivity:	Human
Host:	Mouse
Clonality:	Polyclonal
Conjugate:	This IARS antibody is un-conjugated
Application:	Western Blotting (WB)

Product Details

Purpose:	Mouse polyclonal antibody raised against a full-length human IARS protein.
Immunogen:	IARS (AAH65552.1, 1 a.a. ~ 1055 a.a) full-length human protein.
Sequence:	MESVWWVFKQ LYDKGLVYRG VKVMPFSTAC NTPLSNFESH QNYKDQDPS VFVTFPLEED ETVSLVAWTT TPWTLPSNLA VCVNPEMQYV KIKDVARGRL LILMEARLSA LYKLESDYEI LERFPGAYLK GKKYRPLFDY FLKCKENGAF TVLVDNYVKE EEGTGVVHQA PYFGAEDYRV CMDFNIIRKD SLPVCPVDAS GCFTTEVTDF AGQYVKDADK SIIRTLKEQG RLLVATTFTH SYPFCWRSMT PLIYKAVPSW FVRVENMVDQ LLRNNDLCYW VPELVREKRF GNWLKDARDW TISRNRWYGT PIPLWVSDDF EEVVCIGSVA ELEELSGAKI SDLHRESVDH LTIPSRGKGG SLHRISEVFD CWFESGSMFY AQVHYPFENK REFEDAFPAD FIAEGIDQTR GWFYTLVLA TALFGQPPFK NVIVNGLVLA SDGQKMSKRK KNYPDPVSII QKYGADALRL YLINSPPVRA ENLRFKEEGV RDVLKDVLLP WYNAYRFLIQ NVLRLQKEEE IEFYLNENTV RESPNITDRW ILSFMQSLIG FFETEMAAAYR LYTVVPRLVK FVDILTNYWYV RMNRRRLKGE NGMEDCVMAL

Product Details

ETLFSVLLSL CRLMAPYTPF LTELMYQNLK VLIDPVSVDQ KDTLSIHYLM LPRVREELID
KKTESAVSQM QSVELGRVI RDRKTIPIKY PLKEIVVIHQ DPEALKDIKS LEKYIIEELN VRKVTLSTDK
NKYGIRLRAE PDHMLGKRL KGAFKAVMTS IKQLSSEELE QFQKTGTIVA EGHELHDEDI
RLMYTFDQAT GGTAQFEAHS DAQALVLLDV TPDQSMVDEG MAREVINRIQ KLRKKCNLVP
TDEITVYYKA KSEGTYLNSV IESHTEFIFT TIKAPLKPYP VSPSDKVLIQ EKTQLKGSEL
EITLTRGSSL PGPACAYVNL NICANGSEQG GVLLLENPKG SAPSLINSSS TLLCQYINLQ
LLNAKPQECL MGTVGTLLE NPLGQNGLTH QGLLYEAAKV FGLRSRKLKL FLNETQTQEI
TEDIPVKTLN MKTVYVSVLP TTADF

Cross-Reactivity:	Human
Characteristics:	Antibody reactive against mammalian transfected lysate.

Target Details


Target:	IARS
Alternative Name:	IARS (IARS Products)
Background:	Full Gene Name: isoleucyl-tRNA synthetase Synonyms: FLJ20736,IARS1,ILRS,PRO0785
Gene ID:	3376

Application Details

Application Notes:	Optimal working dilution should be determined by the investigator.
Restrictions:	For Research Use only

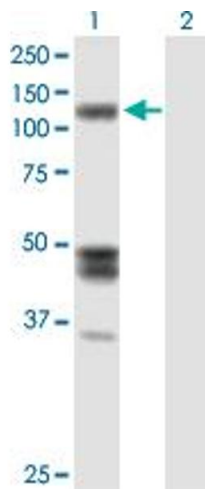
Handling

Buffer:	In 1x PBS, pH 7.4
Handling Advice:	Aliquot to avoid repeated freezing and thawing.
Storage:	-20 °C
Storage Comment:	Store at -20°C or lower. Aliquot to avoid repeated freezing and thawing.



Western Blotting

Image 1. IARS MaxPab polyclonal antibody. Western Blot analysis of IARS expression in human placenta.

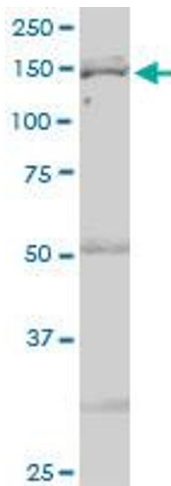


Western Blotting

Image 2. Western Blot analysis of IARS expression in transfected 293T cell line by IARS MaxPab polyclonal antibody.

Lane1:IARS transfected lysate(116.05 KDa).

Lane2:Non-transfected lysate.



Western Blotting

Image 3. IARS MaxPab polyclonal antibody. Western Blot analysis of IARS expression in HepG2.