

Datasheet for ABIN516771  
**anti-ICAM1 antibody (AA 1-532)**



[Go to Product page](#)

4 Images

## Overview

Quantity:	100 µg
Target:	ICAM1
Binding Specificity:	AA 1-532
Reactivity:	Human
Host:	Rabbit
Clonality:	Polyclonal
Conjugate:	This ICAM1 antibody is un-conjugated
Application:	Western Blotting (WB), Proximity Ligation Assay (PLA)

## Product Details

Purpose:	Rabbit polyclonal antibody raised against a full-length human ICAM1 protein.
Immunogen:	ICAM1 (NP_000192.1, 1 a.a. ~ 532 a.a) full-length human protein.
Sequence:	MAPSSRPAL PALLVLLGAL FPGPGNAQTS VSPSKVILPR GGSVLVTCST SCDQPKLLGI ETPLPKKELL LPGNNRKVYE LSNVQEDSQP MCYSNCPDGQ STAKTFLTVY WTPERVELAP LPSWQPVGKN LTLRCQVEGG APRANLTVVL LRGEKELKRE PAVGEPAEVT TTVLVRRDHH GANFSCRTEL DLRPQGLELF ENTSAPYQLQ TFLVPATPPQ LVSPRVLEVD TQGTWVCSLD GLFPVSEAQV HLAGDQRLN PTVTYGNDSF SAKASVSVTA EDEGTQRLTC AVILGNQSQE TLQTVTIYSF PAPNVILTKP EVSEGTEVTV KCEAHPRAKV TLNGVPAQPL GPRAQLLLKA TPEDNGRSFS CSATLEVAGQ LIHKNQTRREL RVLYGPRLDE RDCPGNWTWP ENSQQTPMCQ AWGNPLPELK CLKDGTFFLP IGESVTVTRD LEGTYLCRAR STQGEVTREV TVNVLSPRYE IVIITVAAA VIMGTAGLST YLYNRQRKIK KYRLQQAQKG TPMKPNTQAT PP

## Product Details

---

Cross-Reactivity:	Human, Mouse
Characteristics:	Antibody reactive against mammalian transfected lysate.

## Target Details

---

Target:	ICAM1
Alternative Name:	ICAM1 ( <a href="#">ICAM1 Products</a> )
Target Type:	Viral Protein
Background:	Full Gene Name: intercellular adhesion molecule 1 Synonyms: BB2,CD54,P3.58
Gene ID:	3383
NCBI Accession:	<a href="#">NM_000201</a>
Pathways:	<a href="#">Cellular Response to Molecule of Bacterial Origin</a> , <a href="#">Regulation of Actin Filament Polymerization</a> , <a href="#">Carbohydrate Homeostasis</a> , <a href="#">Regulation of Leukocyte Mediated Immunity</a> , <a href="#">Thromboxane A2 Receptor Signaling</a>

## Application Details


---

Application Notes:	Optimal working dilution should be determined by the investigator.
Restrictions:	For Research Use only

## Handling

---

Buffer:	In 1x PBS, pH 7.4
Handling Advice:	Aliquot to avoid repeated freezing and thawing.
Storage:	-20 °C
Storage Comment:	Store at -20°C or lower. Aliquot to avoid repeated freezing and thawing.

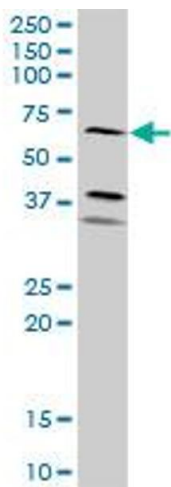


#### Western Blotting

**Image 1.** Western Blot analysis of ICAM1 expression in transfected 293T cell line by ICAM1 MaxPab polyclonal antibody.

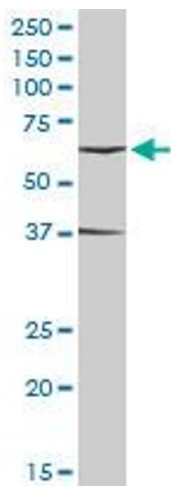
Lane 1: ICAM1 transfected lysate(57.80 KDa).

Lane 2: Non-transfected lysate.



#### Western Blotting

**Image 2.** ICAM1 MaxPab rabbit polyclonal antibody. Western Blot analysis of ICAM1 expression in mouse liver.



#### Western Blotting

**Image 3.** ICAM1 MaxPab rabbit polyclonal antibody. Western Blot analysis of ICAM1 expression in Hela S3 NE.

Please check the [product details page](#) for more images. Overall 4 images are available for ABIN516771.