



[Go to Product page](#)

Datasheet for ABIN516908
anti-IFNA17 antibody (AA 1-189)

4 Images

Overview

Quantity:	100 µL
Target:	IFNA17 (IFNa17)
Binding Specificity:	AA 1-189
Reactivity:	Human
Host:	Rabbit
Clonality:	Polyclonal
Conjugate:	This IFNA17 antibody is un-conjugated
Application:	Western Blotting (WB), Immunofluorescence (IF), Immunoprecipitation (IP)

Product Details

Purpose:	Rabbit polyclonal antibody raised against a full-length human IFNA17 protein.
Immunogen:	IFNA17 (NP_067091.1, 1 a.a. ~ 189 a.a) full-length human protein.
Sequence:	MALSFLLMA VLVLSYKSIC SLGCDLPQTH SLGNRRALIL LAQMGRISPF SCLKDRHDFG LPQEEFDGNQ FQKTQAISVL HEMIQQTFNL FSTEDSSAAW EQSLLEKFST ELYQQLNNLE ACVIEVGME ETPLMNEDSI LAVRKYFQRI TLYLTEKKYS PCAWEVRAE IMRSLSFSTN LQKILRRKD
Cross-Reactivity:	Human, Rat
Characteristics:	Antibody reactive against mammalian transfected lysate.

Target Details

Target:	IFNA17 (IFNa17)
---------	-----------------

Target Details

Alternative Name:	IFNA17 (IFNa17 Products)
Background:	Full Gene Name: interferon, alpha 17 Synonyms: IFNA,INFA,LEIF2C1
Gene ID:	3451
NCBI Accession:	NM_021268
Pathways:	JAK-STAT Signaling , Hepatitis C


Application Details

Application Notes:	Optimal working dilution should be determined by the investigator.
Restrictions:	For Research Use only

Handling


Format:	Liquid
Buffer:	No additive
Preservative:	Without preservative
Handling Advice:	Aliquot to avoid repeated freezing and thawing.
Storage:	-20 °C
Storage Comment:	Store at -20°C or lower. Aliquot to avoid repeated freezing and thawing.

Images



Immunoprecipitation

Image 1. Immunoprecipitation of IFNA17 transfected lysate using anti-IFNA17 MaxPab rabbit polyclonal antibody and Protein A Magnetic Bead , and immunoblotted with IFNA17 purified MaxPab mouse polyclonal antibody (B01P) .

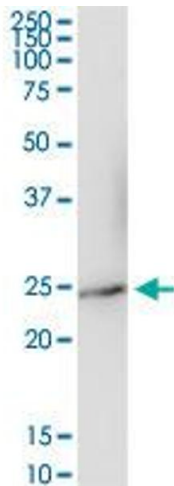


Western Blotting

Image 2. Western Blot analysis of IFNA17 expression in transfected 293T cell line by IFNA17 MaxPab polyclonal antibody.

Lane 1: IFNA17 transfected lysate(21.7 KDa).

Lane 2: Non-transfected lysate.



Western Blotting

Image 3. IFNA17 MaxPab rabbit polyclonal antibody. Western Blot analysis of IFNA17 expression in rat brain.

Please check the [product details page](#) for more images. Overall 4 images are available for ABIN516908.