

Datasheet for ABIN517734

anti-Monoamine Oxidase B antibody (AA 1-520)



[Go to Product page](#)

4 Images

Overview

Quantity:	50 µg
Target:	Monoamine Oxidase B (MAOB)
Binding Specificity:	AA 1-520
Reactivity:	Human
Host:	Mouse
Clonality:	Polyclonal
Conjugate:	This Monoamine Oxidase B antibody is un-conjugated
Application:	Western Blotting (WB), Immunohistochemistry (Paraffin-embedded Sections) (IHC (p)), Immunofluorescence (IF)

Product Details

Purpose:	Mouse polyclonal antibody raised against a full-length human MAOB protein.
Immunogen:	MAOB (NP_000889.3, 1 a.a. ~ 520 a.a) full-length human protein.
Sequence:	MSNKCDVVVV GGGISGMAAA KLLHDSGLNV VVLEARDRVG GRITYTLRNQK VKYVDLGGSY VGPTQNRILR LAKELGLETY KVNEVERLIH HVKGKSYPPFR GPFPVWNPI TYLDHNNFWR TMDDMGREIP SDAPWKAPLA EEWDNMTMKE LLDKLCWTES AKQLATLFVN LCVTAETHEV SALWFLWYVK QCGGTTRIS TTNGGQERKF VGGSGQVSER IMDLLGDRVK LERPVIYIDQ TRENVLVETL NHEMYEAKYV ISAIPPTLGM KIHFNPLPM MRNQMITRVP LGSVIKIVY YKEPFWRKKD YCGTMIIDGE EAPVAYTLDD TKPEGNYAAI MGFILAHKAR KLARLTKEER LKKLCELYAK VLGSLEALEP VHYEKNWCE EQYSGGCYTT YFPPGILTQY GRVLRQPVDR IYFAGTETAT HWSGYMEGAV EAGERAREI LHAMGKIPED EIWQSEPEV DVPAQPITTT FLERHLPVSP GLLRLIGLTT IFSATALGFL AHKRGLLVRV

Product Details

Cross-Reactivity:	Human
Characteristics:	Antibody reactive against mammalian transfected lysate.

Target Details

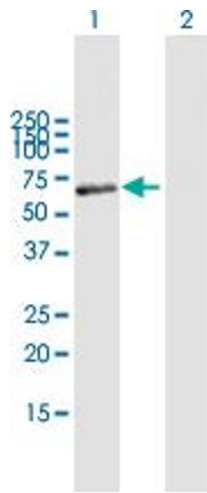
Target:	Monoamine Oxidase B (MAOB)
Alternative Name:	MAOB (MAOB Products)
Background:	Full Gene Name: monoamine oxidase B Synonyms: MGC26382
Gene ID:	4129
NCBI Accession:	NM_000898

Application Details

Application Notes:	Optimal working dilution should be determined by the investigator.
Restrictions:	For Research Use only

Handling

Buffer:	In 1x PBS, pH 7.4
Handling Advice:	Aliquot to avoid repeated freezing and thawing.
Storage:	-20 °C
Storage Comment:	Store at -20°C or lower. Aliquot to avoid repeated freezing and thawing.




Western Blotting

Image 1. Western Blot analysis of MAOB expression in transfected 293T cell line by MAOB MaxPab polyclonal antibody.

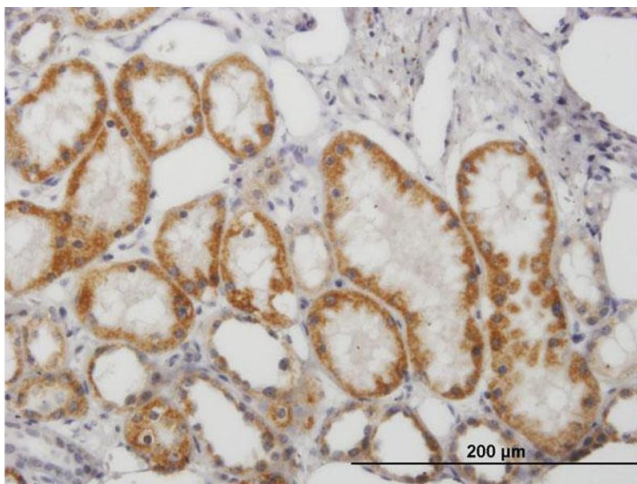
Lane 1: MAOB transfected lysate(57.2 KDa).

Lane 2: Non-transfected lysate.



Western Blotting

Image 2. MAOB MaxPab polyclonal antibody. Western Blot analysis of MAOB expression in human liver.



Immunostaining

Image 3. Immunoperoxidase of purified MaxPab antibody to MAOB on formalin-fixed paraffin-embedded human kidney. [antibody concentration 3 ug/ml]

Please check the [product details page](#) for more images. Overall 4 images are available for ABIN517734.