



[Go to Product page](#)

Datasheet for ABIN518040
anti-Moesin antibody (AA 422-531)

4 Images

Overview

Quantity:	100 µg
Target:	Moesin (MSN)
Binding Specificity:	AA 422-531
Reactivity:	Human
Host:	Mouse
Clonality:	Monoclonal
Conjugate:	This Moesin antibody is un-conjugated
Application:	Western Blotting (WB), Immunofluorescence (IF), ELISA, Immunohistochemistry (Paraffin-embedded Sections) (IHC (p))

Product Details

Purpose:	Mouse monoclonal antibody raised against a partial recombinant MSN.
Immunogen:	MSN (NP_002435, 422 a.a. ~ 531 a.a) partial recombinant protein with GST tag. MW of the GST tag alone is 26 KDa.
Sequence:	AELTARISQL EMARQKKESE AVEWQKKAQM VQEDLEKTRA ELKTAMSTPH VAEPANEQD EQDENGAEAS ADLRADAMAK DRSEEERTTE AEKNERVQKH LKALTSELAN
Clone:	4B8
Isotype:	IgG2a
Cross-Reactivity:	Human
Characteristics:	Antibody Reactive Against Recombinant Protein.

Target Details

Target:	Moesin (MSN)
Alternative Name:	MSN (MSN Products)
Background:	Full Gene Name: moesin Synonyms:
Gene ID:	4478
NCBI Accession:	NM_002444
Pathways:	Asymmetric Protein Localization

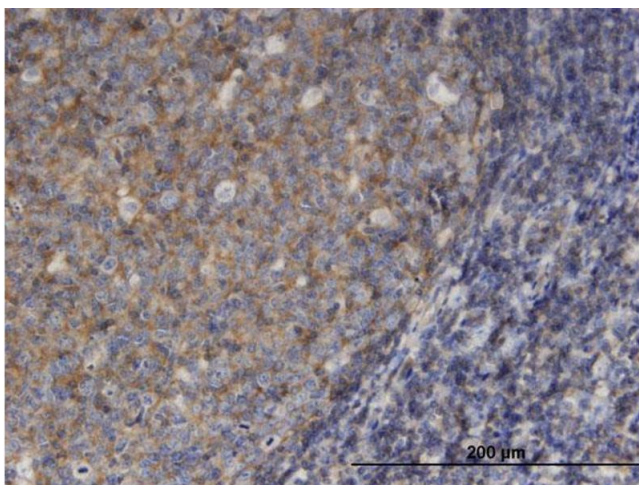
Application Details

Application Notes:	Optimal working dilution should be determined by the investigator.
Restrictions:	For Research Use only

Handling

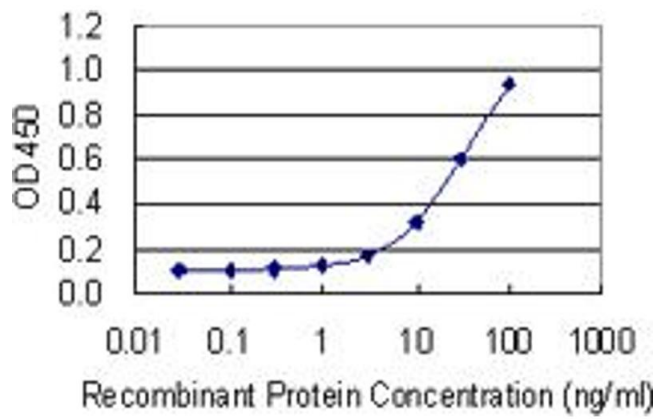
Buffer:	In 1x PBS, pH 7.4
Handling Advice:	Aliquot to avoid repeated freezing and thawing.
Storage:	-20 °C
Storage Comment:	Store at -20°C or lower. Aliquot to avoid repeated freezing and thawing.

Images



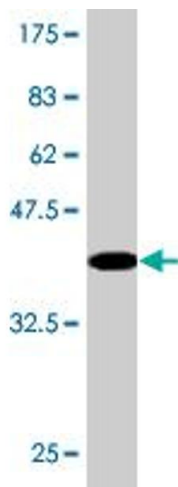
Immunostaining

Image 1. Immunoperoxidase of monoclonal antibody to MSN on formalin-fixed paraffin-embedded human tonsil. [antibody concentration 3 ug/ml]



ELISA

Image 2. Detection limit for recombinant GST tagged MSN is 1 ng/ml as a capture antibody.



Western Blotting

Image 3. Western Blot detection against Immunogen (37.84 KDa).

Please check the [product details page](#) for more images. Overall 4 images are available for ABIN518040.