



[Go to Product page](#)

Datasheet for ABIN518109
anti-MVK antibody (AA 297-396)

4 Images

Overview

Quantity:	100 µg
Target:	MVK
Binding Specificity:	AA 297-396
Reactivity:	Human
Host:	Mouse
Clonality:	Monoclonal
Conjugate:	This MVK antibody is un-conjugated
Application:	Western Blotting (WB), ELISA, Immunohistochemistry (Paraffin-embedded Sections) (IHC (p))

Product Details

Purpose:	Mouse monoclonal antibody raised against a partial recombinant MVK.
Immunogen:	MVK (AAH16140, 297 a.a. ~ 396 a.a) partial recombinant protein with GST tag. MW of the GST tag alone is 26 KDa.
Sequence:	LIDMNQHHLN ALGVGHASLD QLCQVTRARG LHSKLTGAGG GGCGITLLKP GLEQPEVEAT KQALTSCGFD CLETSIGAPG VSIHSATSLD SRVQQALDGL
Clone:	2C5
Isotype:	IgG2a
Cross-Reactivity:	Human
Characteristics:	Antibody Reactive Against Recombinant Protein.

Target Details

Target:	MVK
Alternative Name:	MVK (MVK Products)
Background:	Full Gene Name: mevalonate kinase Synonyms: FLJ96772,LRBP,MK,MVLK
Gene ID:	4598

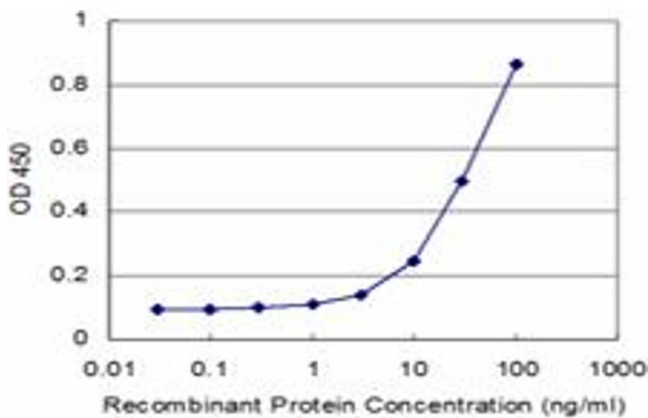
Application Details

Application Notes:	Optimal working dilution should be determined by the investigator.
Restrictions:	For Research Use only

Handling

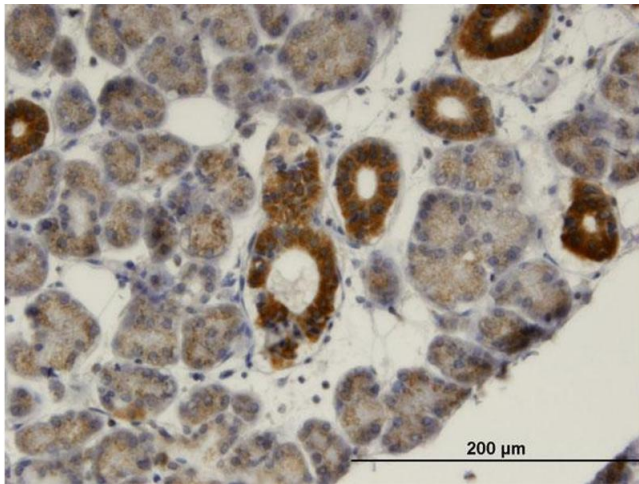
Buffer:	In 1x PBS, pH 7.4
Handling Advice:	Aliquot to avoid repeated freezing and thawing.
Storage:	-20 °C
Storage Comment:	Store at -20°C or lower. Aliquot to avoid repeated freezing and thawing.

Images



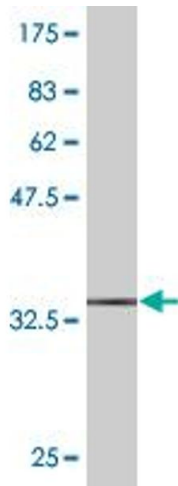
ELISA

Image 1. Detection limit for recombinant GST tagged MVK is approximately 3ng/ml as a capture antibody.



Immunostaining

Image 2. Immunoperoxidase of monoclonal antibody to MVK on formalin-fixed paraffin-embedded human salivary gland. [antibody concentration 3 ug/ml]



Western Blotting

Image 3. Western Blot detection against Immunogen (36.74 kDa).

Please check the [product details page](#) for more images. Overall 4 images are available for ABIN518109.