

Datasheet for ABIN518994
anti-PMS2 antibody (AA 1-862)



[Go to Product page](#)

3 Images

Overview

Quantity:	50 µL
Target:	PMS2
Binding Specificity:	AA 1-862
Reactivity:	Human
Host:	Mouse
Clonality:	Polyclonal
Conjugate:	This PMS2 antibody is un-conjugated
Application:	Western Blotting (WB), Immunofluorescence (IF)

Product Details

Purpose:	Mouse polyclonal antibody raised against a full-length human PMS2 protein.
Immunogen:	PMS2 (NP_000526, 1 a.a. ~ 862 a.a) full-length human protein.
Sequence:	MERAESSSTE PAKAIKPIDR KSVHQICSGQ VVLSLSTAVK ELVENS LDAG ATNIDLK LKD YGVDLIEVSD NGCGVEEENF EGLTLKHHTS KIQEFADLTQ VETFGFRGEA LSSLCALSDV TISTCHASAK VGTRLMFDHN GKIIQKTPYP RPRGTTVSVQ QLFSTLPVRH KEFQRNIKKE YAKMVQVLHA YCIISAGIRV SCTNQLGQ GK RQPVVCTGGS PSIKENIGSV FGQKQLQSLI PFVQLPPSDS VCEEYGLSCS DALHNLFYIS GFISQCTHGV GRSSDRQFF FINRRPCDPA KVCRLVNEVY HMYNRHQYPF VVLNISVDSE CVDINVT PDK RQILLQEEKL LLAVLKTS LI GMFSDVNKL NVSQQLLDV EGNLIKMHAA DLEKPMVEKQ DQSPSLRTGE EK KDV SISRL REAFSLRHTT ENKPHSPKTP EPRRSPLGQK RGMLSSSTSG AISDKGVLRP QKEAVSSSHG PSDPTDRAEV EKDSGHGSTS VDSEGF SIPD TGS HCSSEYA ASSPGDRGSQ EHVDSQEKAP ETDDSFSDVD CHSNQEDTGC KFRVLPQPTN LATPNTKRFK KEEILSSSDI CQKL VNTQDM

Product Details

SASQVDVAVK INKKVVPLDF SMSSLAKRIK QLHHEAQQSE GEQNYRKFRA KICPGENQAA
EDELKKEISK TMFAEMEIG QFNLGFIITK LNEDEFIVDQ HATDEKYNFE MLQQHTVLQG
QRLIAPQTLN LTAVNEAVLI ENLEIFRKNQ FDFVIDENAP VTERAKLISL PTSKNWTFGP
QDVDELIFML SDSPGVMCRP SRVKQMFASR ACRKSVMIGT ALNTSEMKKL ITHMGEMDHP
WNCPHGRPTM RHIANLGVIS QN

Cross-Reactivity:	Human
Characteristics:	Antibody reactive against mammalian transfected lysate.

Target Details

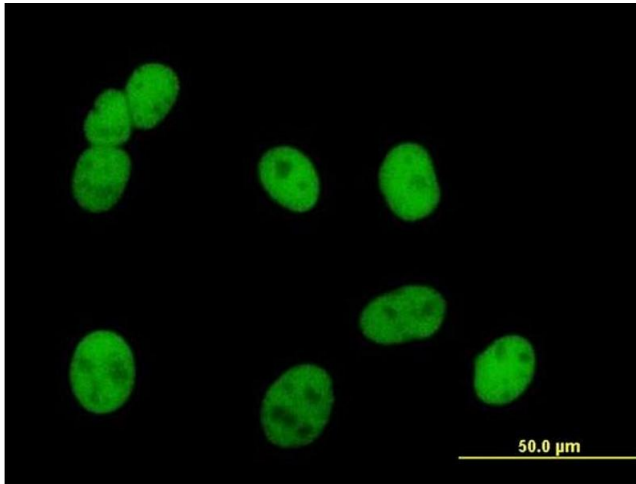
Target:	PMS2
Alternative Name:	PMS2 (PMS2 Products)
Background:	Full Gene Name: PMS2 postmeiotic segregation increased 2 (<i>S. cerevisiae</i>) Synonyms: HNPCC4,PMS2CL,PMSL2
Gene ID:	5395
NCBI Accession:	NM_000535
Pathways:	DNA Damage Repair , Production of Molecular Mediator of Immune Response

Application Details

Application Notes:	Optimal working dilution should be determined by the investigator.
Restrictions:	For Research Use only

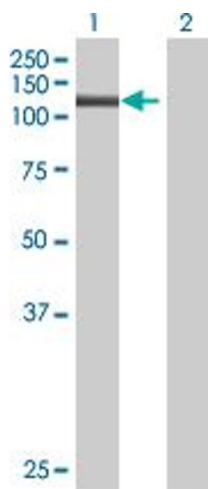
Handling

Format:	Liquid
Buffer:	No additive
Preservative:	Without preservative
Handling Advice:	Aliquot to avoid repeated freezing and thawing.
Storage:	-20 °C
Storage Comment:	Store at -20°C or lower. Aliquot to avoid repeated freezing and thawing.



Immunofluorescence

Image 1. Immunofluorescence of purified MaxPab antibody to PMS2 on HeLa cell. [antibody concentration 10 ug/ml]




Western Blotting

Image 2. Western Blot analysis of PMS2 expression in transfected 293T cell line by PMS2 MaxPab polyclonal antibody.

Lane 1: PMS2 transfected lysate(94.82 KDa).

Lane 2: Non-transfected lysate.



Western Blotting

Image 3. PMS2 MaxPab polyclonal antibody. Western Blot analysis of PMS2 expression in human spleen.