



Datasheet for ABIN519124
anti-PPP2R4 antibody (AA 1-323)



[Go to Product page](#)

5 Images

Overview

Quantity:	100 µg
Target:	PPP2R4
Binding Specificity:	AA 1-323
Reactivity:	Human
Host:	Rabbit
Clonality:	Polyclonal
Conjugate:	This PPP2R4 antibody is un-conjugated
Application:	Western Blotting (WB), Immunofluorescence (IF)

Product Details

Purpose:	Rabbit polyclonal antibody raised against a full-length human PPP2R4 protein.
Immunogen:	PPP2R4 (NP_066954.2, 1 a.a. ~ 323 a.a) full-length human protein.
Sequence:	MAEGERQPPP DSSEEAPPAT QNFIIPKKEI HTVPDMGKWK RSQAYADYIG FILTLNEGVK GKKLTFEYRV SEAIEKLVAL LNTLDRWIDE TPPVDQPSRF GNKAYRTWYA KLDEEAENLV ATVVPHTLAA AVPEVAVYLK ESVDGNSTRID YGTGHEAFA AFLCCLCKIG VLRVDDQIAI VFKVFNRYLE VMRKLQKTYR MEPAGSQGVW GLDDFQFLPF IWGSSQLIDH PYLEPRHFVD EKAVNENHKD YMFLECILFI TEMKTGPFAE HSNQLWNISA VPSWSKVNQG LIRMYKAECL EKFPVIQHFK FGSLLPHPV TSG
Cross-Reactivity:	Human, Mouse
Characteristics:	Antibody reactive against mammalian transfected lysate.

Target Details

Target:	PPP2R4
Alternative Name:	PPP2R4 (PPP2R4 Products)
Background:	Full Gene Name: protein phosphatase 2A activator, regulatory subunit 4 Synonyms: MGC2184,PP2A,PR53,PTPA
Gene ID:	5524
NCBI Accession:	NM_021131
Pathways:	PI3K-Akt Signaling , M Phase , Hepatitis C , Toll-Like Receptors Cascades

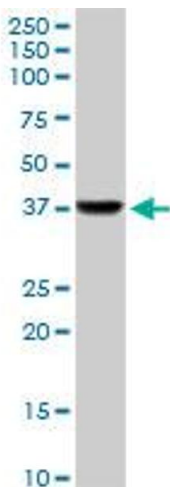
Application Details

Application Notes:	Optimal working dilution should be determined by the investigator.
Restrictions:	For Research Use only

Handling

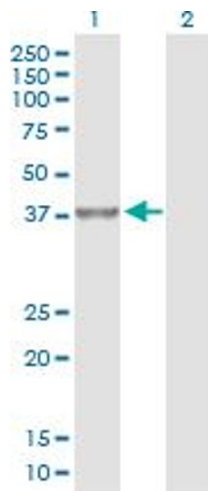
Buffer:	In 1x PBS, pH 7.4
Handling Advice:	Aliquot to avoid repeated freezing and thawing.
Storage:	-20 °C
Storage Comment:	Store at -20°C or lower. Aliquot to avoid repeated freezing and thawing.

Images



Western Blotting

Image 1. PPP2R4 MaxPab rabbit polyclonal antibody. Western Blot analysis of PPP2R4 expression in mouse kidney.

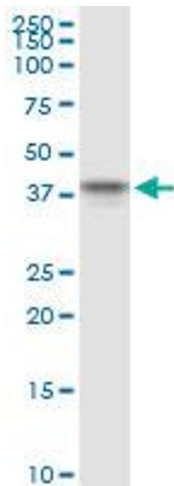


Western Blotting

Image 2. Western Blot analysis of PPP2R4 expression in transfected 293T cell line by PPP2R4 MaxPab polyclonal antibody.

Lane 1: PPP2R4 transfected lysate(36.80 KDa).

Lane 2: Non-transfected lysate.



Western Blotting

Image 3. PPP2R4 MaxPab rabbit polyclonal antibody. Western Blot analysis of PPP2R4 expression in Hela S3 NE.

Please check the [product details page](#) for more images. Overall 5 images are available for ABIN519124.