

Datasheet for ABIN519170
anti-PRKAB1 antibody (AA 1-270)



[Go to Product page](#)

3 Images

Overview

Quantity:	100 µg
Target:	PRKAB1
Binding Specificity:	AA 1-270
Reactivity:	Human
Host:	Mouse
Clonality:	Monoclonal
Conjugate:	This PRKAB1 antibody is un-conjugated
Application:	Western Blotting (WB), ELISA

Product Details

Purpose:	Mouse monoclonal antibody raised against a full-length recombinant PRKAB1.
Immunogen:	PRKAB1 (AAH17671, 1 a.a. ~ 270 a.a) full-length recombinant protein with GST tag. MW of the GST tag alone is 26 KDa.
Sequence:	MGNTSSERAA LERHGGHKTP RRDSSGGTKD GDRPKILMDS PEDADLFHSE EIKAPEKEEF LAWQHDLEVN DKAPAQARPT VFRWTGGGKE VYLSGSFNNW SKLPLTRSHN NFVAILDLPE GEHQYKFFVD GQWTHDPSEP IVTSQLGTVN NIIQVKKTDf EVFDALMVDS QKCSDVSELS SSPPGPYHQE PYVCKPEERF RAPPILPPHL LQVILNKDTG ISCDPALLPE PNHVMLNHLY ALSIKDGVMV LSATHRYKKK YVTTLTYKPI
Clone:	1D3
Isotype:	IgG2b
Cross-Reactivity:	Human, Mouse

Product Details

Characteristics: Antibody Reactive Against Recombinant Protein.

Target Details

Target: PRKAB1

Alternative Name: PRKAB1 ([PRKAB1 Products](#))

Background: Full Gene Name: protein kinase, AMP-activated, beta 1 non-catalytic subunit
Synonyms: AMPK,HAMPKb,MGC17785

Gene ID: 5564

Pathways: [AMPK Signaling](#), [Warburg Effect](#)

Application Details

Application Notes: Optimal working dilution should be determined by the investigator.

Restrictions: For Research Use only

Handling

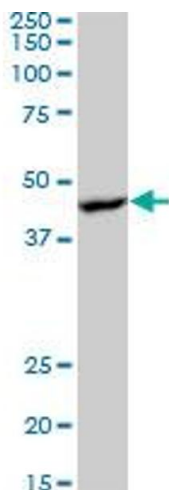
Buffer: In 1x PBS, pH 7.4

Handling Advice: Aliquot to avoid repeated freezing and thawing.

Storage: -20 °C

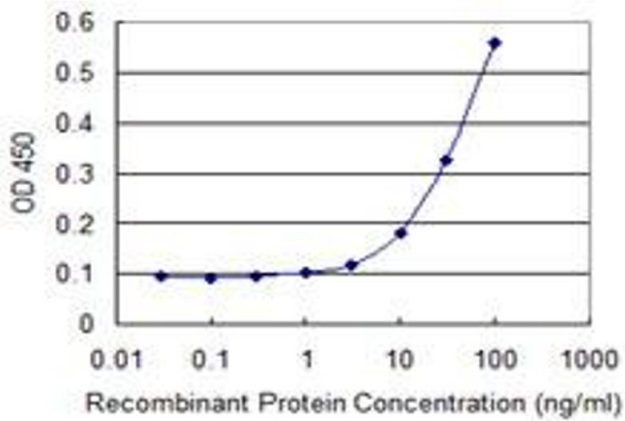
Storage Comment: Store at -20°C or lower. Aliquot to avoid repeated freezing and thawing.

Images



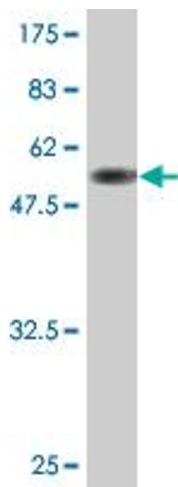
Western Blotting

Image 1. PRKAB1 monoclonal antibody (M07), clone 1D3.
Western Blot analysis of PRKAB1 expression in Raw 264.7 .



ELISA

Image 2. Detection limit for recombinant GST tagged PRKAB1 is 3 ng/ml as a capture antibody.



Western Blotting

Image 3. Western Blot detection against Immunogen (55.44 kDa).