



[Go to Product page](#)

Datasheet for ABIN519309

## anti-Peripherin antibody (AA 374-470)

### 5 Images

#### Overview

Quantity:	100 µg
Target:	Peripherin (PRPH)
Binding Specificity:	AA 374-470
Reactivity:	Human
Host:	Mouse
Clonality:	Monoclonal
Conjugate:	This Peripherin antibody is un-conjugated
Application:	Western Blotting (WB), ELISA, Immunofluorescence (IF), Immunohistochemistry (Paraffin-embedded Sections) (IHC (p))

#### Product Details

Purpose:	Mouse monoclonal antibody raised against a partial recombinant PRPH.
Immunogen:	PRPH (NP_006253, 374 a.a. ~ 470 a.a) partial recombinant protein with GST tag. MW of the GST tag alone is 26 KDa.
Sequence:	RHLREYQELL NVKMALDIEI ATYRKLLIGE ESRISVPVHS FASLNIKTTV PEVEPPQDSH SRKTVLIKTI ETRNGEVVTE SQKEQRSELD KSSAHSY
Clone:	3B3
Isotype:	IgG2b
Cross-Reactivity:	Human
Characteristics:	Antibody Reactive Against Recombinant Protein.

## Target Details

Target:	Peripherin (PRPH)
Alternative Name:	PRPH ( <a href="#">PRPH Products</a> )
Background:	Full Gene Name: peripherin Synonyms: NEF4,PRPH1
Gene ID:	5630
NCBI Accession:	<a href="#">NM_006262</a>

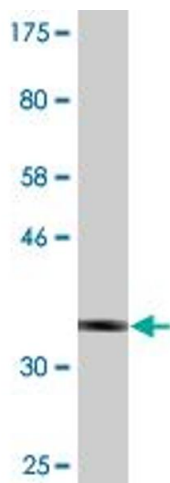
## Application Details

Application Notes:	Optimal working dilution should be determined by the investigator.
Restrictions:	For Research Use only

## Handling


Buffer:	In 1x PBS, pH 7.4
Handling Advice:	Aliquot to avoid repeated freezing and thawing.
Storage:	-20 °C
Storage Comment:	Store at -20°C or lower. Aliquot to avoid repeated freezing and thawing.

## Images



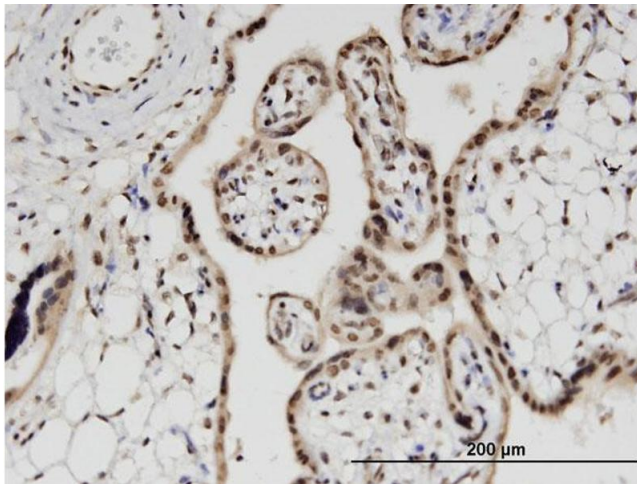
### Western Blotting

**Image 1.** Western Blot detection against Immunogen (36.41 KDa) .



### Western Blotting

**Image 2.** PRPH monoclonal antibody (M02), clone 3B3. Western Blot analysis of PRPH expression in IMR-32.



### Immunostaining

**Image 3.** Immunoperoxidase of monoclonal antibody to PRPH on formalin-fixed paraffin-embedded human placenta. [antibody concentration 3 ug/ml]

Please check the [product details page](#) for more images. Overall 5 images are available for ABIN519309.