

Datasheet for ABIN519388
anti-PSMB10 antibody (AA 1-273)

4 Images

1 Publication



[Go to Product page](#)

Overview

Quantity:	100 µg
Target:	PSMB10
Binding Specificity:	AA 1-273
Reactivity:	Human
Host:	Mouse
Clonality:	Monoclonal
Conjugate:	This PSMB10 antibody is un-conjugated
Application:	Western Blotting (WB), ELISA, Immunofluorescence (IF)

Product Details

Purpose:	Mouse monoclonal antibody raised against a full length recombinant PSMB10.
Immunogen:	PSMB10 (AAH17198, 1 a.a. ~ 273 a.a) full-length recombinant protein with GST tag. MW of the GST tag alone is 26 KDa.
Sequence:	MLKPALEPRG GFSFENCQRN ASLERVLPGL KVPHARKTGT TIAGLVFQDG VILGADTRAT NDSVVADKSC EKIHFIAPKI YCCGAGVAAD AEMTTRMVAS KMELHALSTG REPRVATVTR ILRQTLFRYQ GHVGASLIVG GVDLTGPQLY GVHPHGSYSR LPFTALGSGQ DAALAVLEDR FQPNMTLEAA QGLLVEAVTA GILGDLGSGG NVDACVITKT GAKLLRTLSS PTEPVKRSGR YHFVPGTTAV LTQTVKPLTL ELVEETVQAM EVE
Clone:	3F8
Isotype:	IgG1
Cross-Reactivity:	Human

Product Details

Characteristics: Antibody Reactive Against Recombinant Protein.

Target Details

Target: PSMB10

Alternative Name: PSMB10 ([PSMB10 Products](#))

Background: Full Gene Name: proteasome (prosome, macropain) subunit, beta type, 10
Synonyms: LMP10,MECL1,MGC1665,beta2i

Gene ID: 5699

Pathways: [Mitotic G1-G1/S Phases](#), [DNA Replication](#), [Synthesis of DNA](#)

Application Details

Application Notes: Optimal working dilution should be determined by the investigator.

Restrictions: For Research Use only

Handling

Buffer: In 1x PBS, pH 7.4

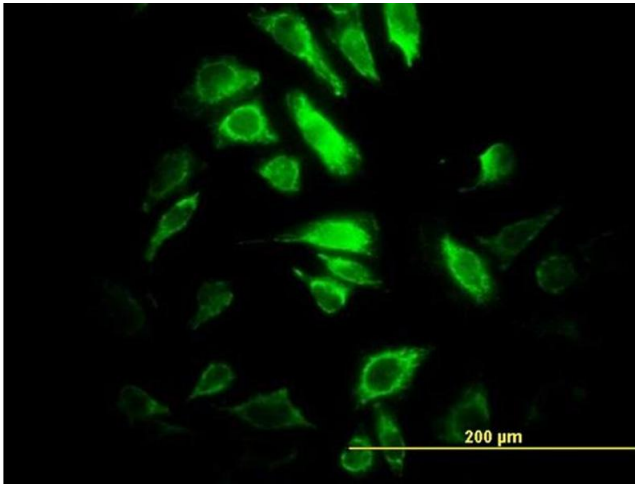
Handling Advice: Aliquot to avoid repeated freezing and thawing.

Storage: -20 °C

Storage Comment: Store at -20°C or lower. Aliquot to avoid repeated freezing and thawing.

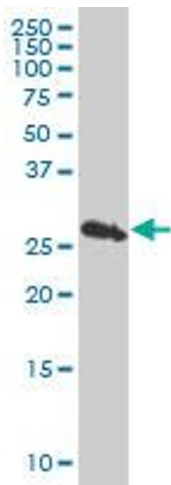
Publications

Product cited in: Nijholt, de Graaf, van Haastert, Oliveira, Berkers, Zwart, Ovaa, Baas, Hoozemans, Scheper: "Endoplasmic reticulum stress activates autophagy but not the proteasome in neuronal cells: implications for Alzheimer's disease." in: **Cell death and differentiation**, Vol. 18, Issue 6, pp. 1071-81, (2011) ([PubMed](#)).



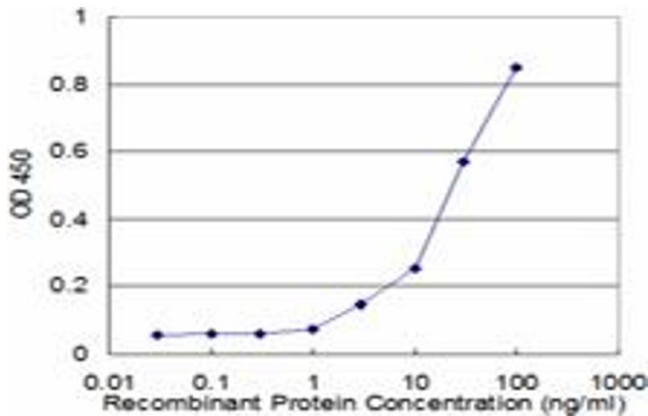
Immunofluorescence

Image 1. Immunofluorescence of monoclonal antibody to PSMB10 on HeLa cell. [antibody concentration 10 ug/ml]



Western Blotting

Image 2. PSMB10 monoclonal antibody (M01), clone 3F8 Western Blot analysis of PSMB10 expression in Jurkat .



ELISA

Image 3. Detection limit for recombinant GST tagged PSMB10 is approximately 3ng/ml as a capture antibody.

Please check the [product details page](#) for more images. Overall 4 images are available for ABIN519388.