

Datasheet for ABIN519598
anti-RAD17 antibody (AA 1-584)



[Go to Product page](#)

4 Images

Overview

Quantity:	100 µg
Target:	RAD17
Binding Specificity:	AA 1-584
Reactivity:	Human
Host:	Rabbit
Clonality:	Polyclonal
Conjugate:	This RAD17 antibody is un-conjugated
Application:	Western Blotting (WB)

Product Details

Purpose:	Rabbit polyclonal antibody raised against a full-length human RAD17 protein.
Immunogen:	RAD17 (NP_579919.1, 1 a.a. ~ 584 a.a) full-length human protein.
Sequence:	MNQHELAVHK KKIEEVETWL KAQVLERQPK QGGSILLITG PPGCGKTTTL KILSKEHGIQ VQEWINPVLP DFQKDDFKGM FNTESFHMV PYQSQIAVFK EFLLRATKYN KLQMLGDDL TDKKIILVED LPNQFYRDSH TLHEVLRKYV RIGRCPLIFI ISDSLSGDNN QRLLPKEIQ EECISISNISF NPVAPTIMMK FLNRIVTIEA NKNGGKITVP DKTSLELLCQ GCSGDIRSAI NSLQFSSSKG ENNLPRKKG MSLKSDAVLS KSKRRKKPDR VFENQEVQAI GGKDVSLFLF RALGKILYCK RASLTELDSP RLP SHLSEYE RDTLLVEPEE VVEMSHMPGD LFNLYLHQNY IDFFMEIDDI VRASEFLSFA DILSGDWNTR SLLREYSTSI ATRGVMHSNK ARGYAHCQGG GSSFRPLHKP QWFLINKKYR ENCLAALKALF PDFCLPALCL QTQLLPYLAL LTIPMRNQAQ ISFIQDIGRL PLKRHFGRLLK MEALTDREHG MIDPDSGDEA QLNGGHSAAE SLGEPTQATV PETWSLPLSQ NSASELPASQ PQPFAQGDME EENIIIEDYE SDGT

Product Details

Cross-Reactivity:	Human, Mouse
Characteristics:	Antibody reactive against mammalian transfected lysate.

Target Details

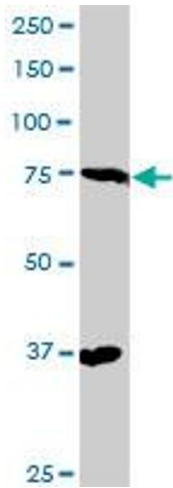
Target:	RAD17
Alternative Name:	RAD17 (RAD17 Products)
Background:	Full Gene Name: RAD17 homolog (S. pombe) Synonyms: CCYC,FLJ41520,HRAD17,R24L,RAD17SP,RAD24
Gene ID:	5884
NCBI Accession:	NM_133341

Application Details

Application Notes:	Optimal working dilution should be determined by the investigator.
Restrictions:	For Research Use only

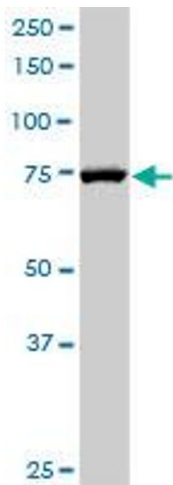
Handling

Buffer:	In 1x PBS, pH 7.4
Handling Advice:	Aliquot to avoid repeated freezing and thawing.
Storage:	-20 °C
Storage Comment:	Store at -20°C or lower. Aliquot to avoid repeated freezing and thawing.



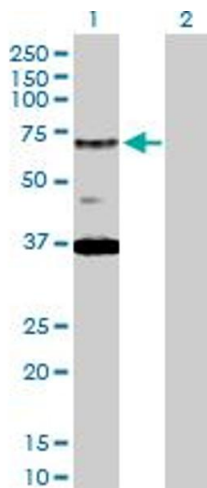
Western Blotting

Image 1. RAD17 MaxPab rabbit polyclonal antibody. Western Blot analysis of RAD17 expression in human kidney.



Western Blotting

Image 2. RAD17 MaxPab rabbit polyclonal antibody. Western Blot analysis of RAD17 expression in mouse lung.



Western Blotting

Image 3. Western Blot analysis of RAD17 expression in transfected 293T cell line by RAD17 MaxPab polyclonal antibody.

Lane 1: RAD17 transfected lysate(66.20 KDa).

Lane 2: Non-transfected lysate.

Please check the [product details page](#) for more images. Overall 4 images are available for ABIN519598.