

Datasheet for ABIN519601
anti-RAD23B antibody (AA 1-409)



[Go to Product page](#)

5 Images

Overview

Quantity:	50 µg
Target:	RAD23B
Binding Specificity:	AA 1-409
Reactivity:	Human
Host:	Mouse
Clonality:	Polyclonal
Conjugate:	This RAD23B antibody is un-conjugated
Application:	Western Blotting (WB), Immunofluorescence (IF), Immunohistochemistry (Paraffin-embedded Sections) (IHC (p))

Product Details

Purpose:	Mouse polyclonal antibody raised against a full-length human RAD23B protein.
Immunogen:	RAD23B (AAH20973, 1 a.a. ~ 409 a.a) full-length human protein.
Sequence:	MQVTLKTLQQ QTFKIDIDPE ETVKALKEKI ESEKGDAFP VAGQKLIYAG KILNDDTALK EYKIDEKNFV VVMVTKPKAV STPAPATTQQ SAPASTTAVT SSTTTTVAQA PTPVPALAPT STPASITPAS ATASSEPAPA SAAKQEKPAE KPAETPVATS PTATDSTSGD SSRSNLFEDA TSALVTGQSY ENMVTEIMSM GYEREQVIAA LRASFNNPDR AVEYLLMGIP GDRESQAVVD PPQAASTGVP QSSAVAAAAA TTTATTTTTS SGGHPLEFLR NQPQFQMRQ IIQQNPSLLP ALLQQIGREN PQLLQQISQH QEHFQMLNE PVQEAGGQGG GGGGGSGGIA EAGSGHMNYI QVTPQEKEAI ERLKALGFPE GLVIQAYFAC EKNENLAANF LLQQNFDED
Cross-Reactivity:	Human

Product Details

Characteristics: Antibody reactive against mammalian transfected lysate.

Target Details

Target: RAD23B

Alternative Name: RAD23B ([RAD23B Products](#))

Background: Full Gene Name: RAD23 homolog B (*S. cerevisiae*)
Synonyms: HHR23B,HR23B,P58

Gene ID: 5887

Pathways: [DNA Damage Repair](#)

Application Details

Application Notes: Optimal working dilution should be determined by the investigator.

Restrictions: For Research Use only

Handling

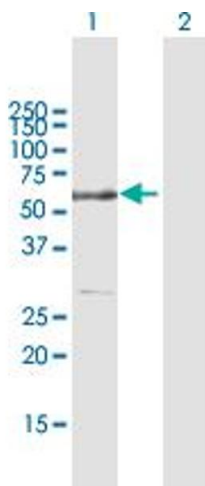
Buffer: In 1x PBS, pH 7.4

Handling Advice: Aliquot to avoid repeated freezing and thawing.

Storage: -20 °C

Storage Comment: Store at -20°C or lower. Aliquot to avoid repeated freezing and thawing.

Images

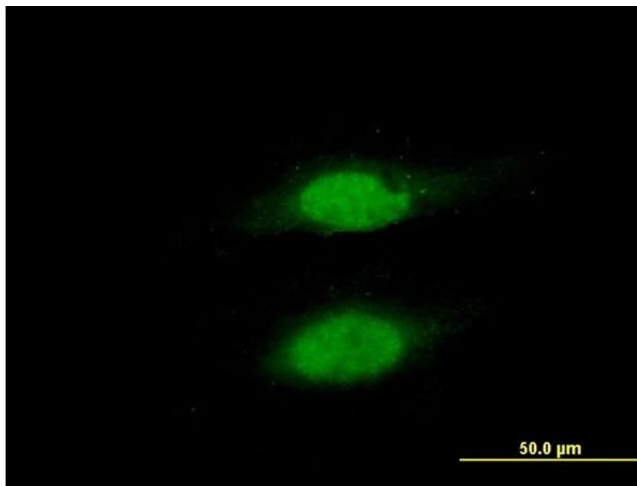


Western Blotting

Image 1. Western Blot analysis of RAD23B expression in transfected 293T cell line by RAD23B MaxPab polyclonal antibody.


Lane 1: RAD23B transfected lysate(44.99 KDa).

Lane 2: Non-transfected lysate.



Immunofluorescence

Image 2. Immunofluorescence of purified MaxPab antibody to RAD23B on HeLa cell. [antibody concentration 10 ug/ml]



Western Blotting

Image 3. RAD23B MaxPab polyclonal antibody. Western Blot analysis of RAD23B expression in human liver.

Please check the [product details page](#) for more images. Overall 5 images are available for ABIN519601.