Datasheet for ABIN519779

anti-RGS13 antibody (AA 60-159)

3 Images

Go to Product page

Overview

Quantity:	100 µg
Target:	RGS13
Binding Specificity:	AA 60-159
Reactivity:	Human
Host:	Mouse
Clonality:	Monoclonal
Conjugate:	This RGS13 antibody is un-conjugated
Application:	Western Blotting (WB), ELISA, Immunohistochemistry (Paraffin-embedded Sections) (IHC (p))

Product Details

Purpose:	Mouse monoclonal antibody raised against a partial recombinant RGS13.
Immunogen:	RGS13 (NP_658912.1, 60 a.a. ~ 159 a.a) partial recombinant protein with GST tag. MW of the GST tag alone is 26 KDa.
Sequence:	NIQFWMACET YKKIASRWSR ISRAKKLYKI YIQPQSPREI NIDSSTRETI IRNIQEPTET CFEEAQKIVY MHMERDSYPR FLKSEMYQKL LKTMQSNNSF
Clone:	1B3
Isotype:	IgG2b
Cross-Reactivity:	Human
Characteristics:	Antibody Reactive Against Recombinant Protein.

 Copyright antibodies-online. All rights reserved.

Target Details

Target:	RGS13
Alternative Name:	RGS13 (RGS13 Products)
Background:	Full Gene Name: regulator of G-protein signaling 13 Synonyms: MGC17173
Gene ID:	6003
NCBI Accession:	NM_144766
Pathways:	Regulation of G-Protein Coupled Receptor Protein Signaling

Application Details

Application Notes:	Optimal working dilution should be determined by the investigator.
Restrictions:	For Research Use only

Handling

Buffer:	In 1x PBS, pH 7.4
Handling Advice:	Aliquot to avoid repeated freezing and thawing.
Storage:	-20 °C
Storage Comment:	Store at -20°C or lower. Aliquot to avoid repeated freezing and thawing.

Images

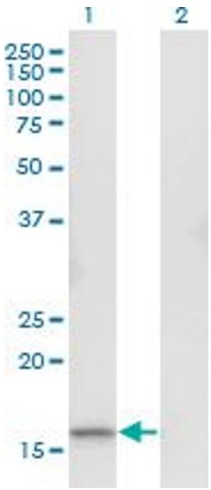

Western Blotting

Image 1. Western Blot analysis of RGS13 expression in transfected 293T cell line by RGS13 monoclonal antibody (M06), clone 1B3.

Lane 1: RGS13 transfected lysate(19.1 KDa).

Lane 2: Non-transfected lysate.

Copyright antibodies-online. All rights reserved.

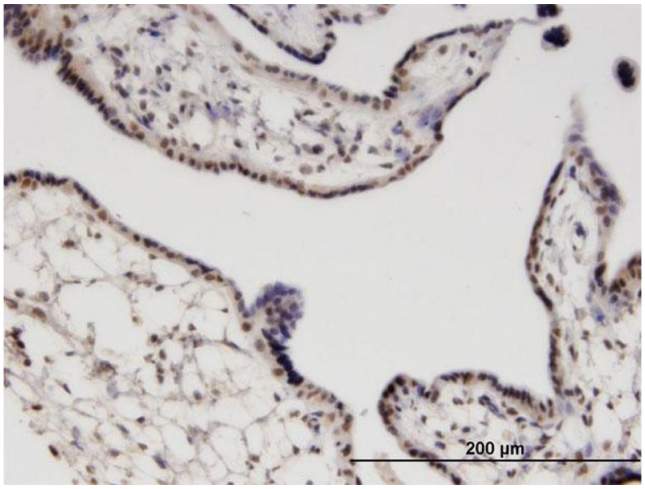

Immunostaining

Image 2. Immunoperoxidase of monoclonal antibody to RGS13 on formalin-fixed paraffin-embedded human placenta. [antibody concentration 3 ug/ml]

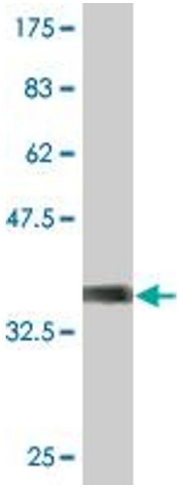

Western Blotting

Image 3. Western Blot detection against Immunogen (36.74 KDa) .

 Copyright antibodies-online. All rights reserved.