Datasheet for ABIN519840

# anti-RP2 antibody (AA 251-350)

4 Images

Go to Product page

## Overview

| | |
|---|---|
| Quantity: | 100 µg |
| Target: | RP2 |
| Binding Specificity: | AA 251-350 |
| Reactivity: | Human |
| Host: | Mouse |
| Clonality: | Monoclonal |
| Conjugate: | This RP2 antibody is un-conjugated |
| Application: | Western Blotting (WB), ELISA, Immunofluorescence (IF) |

## Product Details

| | |
|---|---|
| Purpose: | Mouse monoclonal antibody raised against a partial recombinant RP2. |
| Immunogen: | RP2 (NP_008846, 251 a.a. ~ 350 a.a) partial recombinant protein with GST tag. MW of the GST tag alone is 26 KDa. |
| Sequence: | RKLIDEMVGK GFFLVQTKEV SMKAEDAQRV FREKAPDFLP LLNKGPVIAL EFNGDGAVEV CQLIVNEIFN GTKMFVSESK ETASGDVDSF YNFADIQMGI |
| Clone: | 1B4 |
| Isotype: | IgG2a |
| Cross-Reactivity: | Human |
| Characteristics: | Antibody Reactive Against Recombinant Protein. |

 Copyright antibodies-online. All rights reserved.

## Target Details

| | |
|---|---|
| Target: | RP2 |
| Alternative Name: | RP2 (RP2 Products) |
| Background: | Full Gene Name: retinitis pigmentosa 2 (X-linked recessive)<br>Synonyms: DELXp11.3,KIAA0215,TBCCD2 |
| Gene ID: | 6102 |
| NCBI Accession: | NM_006915 |
| Pathways: | Nucleotide Phosphorylation, Ribonucleoside Biosynthetic Process |

## Application Details

| | |
|---|---|
| Application Notes: | Optimal working dilution should be determined by the investigator. |
| Restrictions: | For Research Use only |

## Handling

| | |
|---|---|
| Buffer: | In 1x PBS, pH 7.4 |
| Handling Advice: | Aliquot to avoid repeated freezing and thawing. |
| Storage: | -20 °C |
| Storage Comment: | Store at -20°C or lower. Aliquot to avoid repeated freezing and thawing. |

## Images

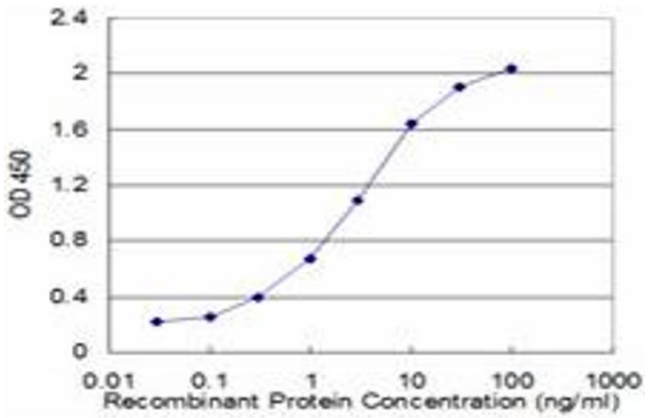


**ELISA**

**Image 1.** Detection limit for recombinant GST tagged RP2 is approximately 0.1ng/ml as a capture antibody.

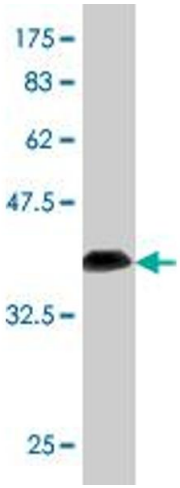


**Western Blotting**

**Image 2.** Western Blot detection against Immunogen (36.74 KDa) .

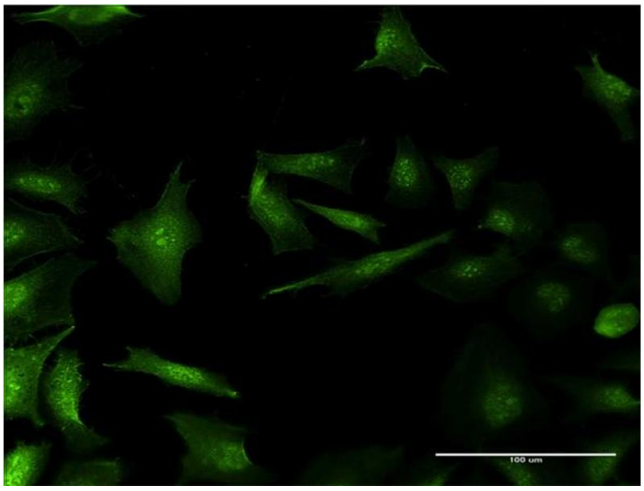

**Immunofluorescence**

**Image 3.** Immunofluorescence of monoclonal antibody to RP2 on HeLa cell. [antibody concentration 10 ug/ml]

Please check the product details page for more images. Overall 4 images are available for ABIN519840.

Copyright antibodies-online. All rights reserved.