

Datasheet for ABIN519935

**anti-Retinoid X Receptor alpha antibody (AA 1-165)**[Go to Product page](#)

## 4 Images

## Overview

Quantity:	100 µg
Target:	Retinoid X Receptor alpha (RXRA)
Binding Specificity:	AA 1-165
Reactivity:	Human
Host:	Mouse
Clonality:	Monoclonal
Conjugate:	This Retinoid X Receptor alpha antibody is un-conjugated
Application:	Western Blotting (WB), ELISA, Immunofluorescence (IF)

## Product Details

Purpose:	Mouse monoclonal antibody raised against a full length recombinant RXRA.
Immunogen:	RXRA (AAH07925, 1 a.a. ~ 165 a.a) full-length recombinant protein with GST tag. MW of the GST tag alone is 26 KDa.
Sequence:	MLGSWPARTF HPGACVSRRP SAPWKHTASG KDSPDLRFSE HGVSQEFWAG GLVAVLEMTP SPSPWGTQEG PAGMCSLWVV GWPCRGAGV RDLVLVHAGV WCKHVCAVQR DACGESRTPA PPRKGGA VTS VLCLFLIKTF PLFSYKFASC KQVHKDPPLV KSGFE
Clone:	3A5
Isotype:	IgG2a
Cross-Reactivity:	Human
Characteristics:	Antibody Reactive Against Recombinant Protein.

## Target Details

Target:	Retinoid X Receptor alpha (RXRA)
Alternative Name:	RXRA ( <a href="#">RXRA Products</a> )
Background:	Full Gene Name: retinoid X receptor, alpha Synonyms: FLJ00280,FLJ00318,FLJ16020,FLJ16733,MGC102720,NR2B1
Gene ID:	6256
Pathways:	<a href="#">Nuclear Receptor Transcription Pathway</a> , <a href="#">Retinoic Acid Receptor Signaling Pathway</a> , <a href="#">Steroid Hormone Mediated Signaling Pathway</a> , <a href="#">Regulation of Lipid Metabolism by PPARalpha</a> , <a href="#">Hepatitis C</a>

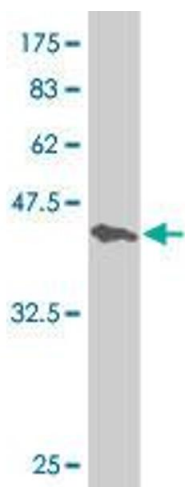
## Application Details

Application Notes:	Optimal working dilution should be determined by the investigator.
Restrictions:	For Research Use only

## Handling


Buffer:	In 1x PBS, pH 7.4
Handling Advice:	Aliquot to avoid repeated freezing and thawing.
Storage:	-20 °C
Storage Comment:	Store at -20°C or lower. Aliquot to avoid repeated freezing and thawing.

## Images




### Western Blotting

**Image 1.** Western Blot detection against Immunogen (43.89 KDa) .



#### Western Blotting

**Image 2.** RXRA monoclonal antibody (M07), clone 3A5. Western Blot analysis of RXRA expression in human lung cancer.



#### Western Blotting

**Image 3.** RXRA monoclonal antibody (M07), clone 3A5. Western Blot analysis of RXRA expression in human skin.

Please check the [product details page](#) for more images. Overall 4 images are available for ABIN519935.