Datasheet for ABIN520160

anti-SGCG antibody (AA 191-290)

3 Images

Go to Product page

Overview

Quantity:	100 µg
Target:	SGCG
Binding Specificity:	AA 191-290
Reactivity:	Human
Host:	Mouse
Clonality:	Monoclonal
Conjugate:	This SGCG antibody is un-conjugated
Application:	Western Blotting (WB), ELISA, Immunoprecipitation (IP)

Product Details

Purpose:	Mouse monoclonal antibody raised against a partial recombinant SGCG.
Immunogen:	SGCG (NP_000222.1, 191 a.a. ~ 290 a.a) partial recombinant protein with GST tag. MW of the GST tag alone is 26 KDa.
Sequence:	DLRLESPTRS LSMDAPRGVH IQAHAGKIEA LSQMDILFHS SDGMLVLDAE TVCLPKLVQG TWGPSGSSQS LYEICVCPDG KLYLSVAGVS TTCQEHSHIC
Clone:	3C5
Isotype:	IgG2a
Cross-Reactivity:	Human
Characteristics:	Antibody Reactive Against Recombinant Protein.

 Copyright antibodies-online. All rights reserved.

Target Details

Target:	SGCG
Alternative Name:	SGCG (SGCG Products)
Background:	Full Gene Name: sarcoglycan, gamma (35 kDa dystrophin-associated glycoprotein) Synonyms: A4,DAGA4,DMDA,DMDA1,LGMD2C,MAM,MGC130048,SCARMD2,SCG3,TYPE
Gene ID:	6445
NCBI Accession:	NM_000231

Application Details

Application Notes:	Optimal working dilution should be determined by the investigator.
Restrictions:	For Research Use only

Handling

Buffer:	In 1x PBS, pH 7.4
Handling Advice:	Aliquot to avoid repeated freezing and thawing.
Storage:	-20 °C
Storage Comment:	Store at -20°C or lower. Aliquot to avoid repeated freezing and thawing.

Images

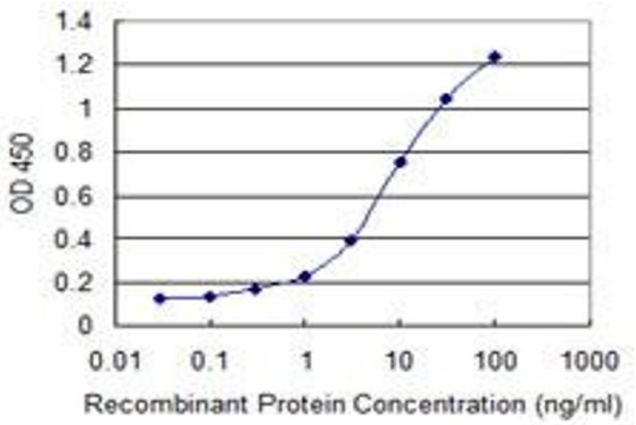

ELISA

Image 1. Detection limit for recombinant GST tagged SGCG is 0.1 ng/ml as a capture antibody.

Copyright antibodies-online. All rights reserved.

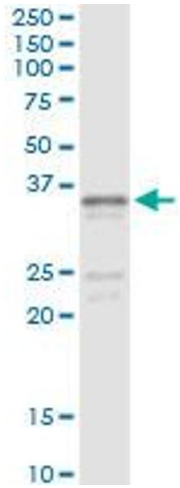

Immunoprecipitation

Image 2. Immunoprecipitation of SGCG transfected lysate using anti-SGCG monoclonal antibody and Protein A Magnetic Bead , and immunoblotted with SGCG MaxPab rabbit polyclonal antibody.

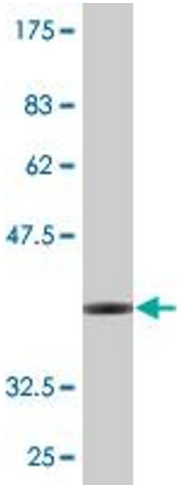

Western Blotting

Image 3. Western Blot detection against Immunogen (36.74 KDa) .

 Copyright antibodies-online. All rights reserved.