Datasheet for ABIN520246

anti-SLC6A3 antibody (AA 1-620)

3 Images

Go to Product page

Overview

Quantity:	100 µg
Target:	SLC6A3
Binding Specificity:	AA 1-620
Reactivity:	Human
Host:	Rabbit
Clonality:	Polyclonal
Conjugate:	This SLC6A3 antibody is un-conjugated
Application:	Western Blotting (WB)

Product Details

Purpose:	Rabbit polyclonal antibody raised against a full-length human SLC6A3 protein.
Immunogen:	SLC6A3 (NP_001035.1, 1 a.a. ~ 620 a.a) full-length human protein.
Sequence:	MSKSKCSVGL MSSVVAPAKE PNAVGPKEVE LILVKEQNGV QLTSSTLTNP RQSPVEAQDR ETWGKKIDFL LSVIGFAVDL ANVWRFPYLC YKNGGGAFLV PYLLFMVIAG MPLFYMELAL GQFNREGAAG VWKICPILKG VGFTVILISL YVGFFYNVII AWALHYLFSS FTTELPWIHC NNSWNSPNCS DAHPGDSSGD SSGLNDTFGT TPAAEYFERG VLHLHQSHGI DDLGPPRWQL TACLVLVIVL LYFSLWKGVK TSGKVVWITA TMPYVVLTAL LLRGVTLPGA IDGIRAYLSV DFYRLCEASV WIDAATQVCF SLGVGFGVLI AFSSYNKFTN NCYRDAIVTT SINSLTSFSS GFVVFSFLGY MAQKHSVPIG DVAKDGPGLI FIIYPEAIAT LPLSSAWAVV FFIMLLTLGI DSAMGGMESV ITGLIDEFQL LHRHRELFTL FIVLATFLLS LFCVTNGGIY VFTLLDHFAA GTSILFGVLI EAIGVAWFYG VGQFSDDIQQ MTGQRPSLYW RLCWKLVSPC FLLFVVVVSI VTFRPPHYGA YIFPDWANAL GWVIATSSMA MVPIYAAYKF CSLPGSFREK LAYAIAPEKD

 Copyright antibodies-online. All rights reserved.

Product Details

	RELVDRGEVR QFTLRHWLKV
Cross-Reactivity:	Human, Rat
Characteristics:	Antibody reactive against mammalian transfected lysate.

Target Details

Target:	SLC6A3
Alternative Name:	SLC6A3 (SLC6A3 Products)
Background:	Full Gene Name: solute carrier family 6 (neurotransmitter transporter, dopamine), member 3 Synonyms: DAT,DAT1
Gene ID:	6531
NCBI Accession:	NM_001044
Pathways:	Dopaminergic Neurogenesis

Application Details

Application Notes:	Optimal working dilution should be determined by the investigator.
Restrictions:	For Research Use only

Handling

Buffer:	In 1x PBS, pH 7.4
Handling Advice:	Aliquot to avoid repeated freezing and thawing.
Storage:	-20 °C
Storage Comment:	Store at -20°C or lower. Aliquot to avoid repeated freezing and thawing.

Copyright antibodies-online. All rights reserved.

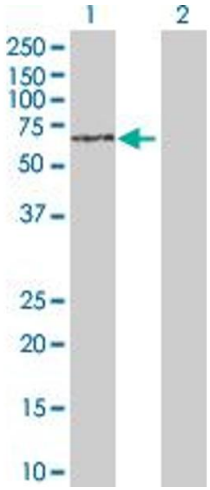

Western Blotting

Image 1. Western Blot analysis of SLC6A3 expression in transfected 293T cell line by SLC6A3 MaxPab polyclonal antibody.

Lane 1: SLC6A3 transfected lysate(68.50 KDa).

Lane 2: Non-transfected lysate.



Western Blotting

Image 2. SLC6A3 MaxPab rabbit polyclonal antibody. Western Blot analysis of SLC6A3 expression in A-431.



Western Blotting

Image 3. SLC6A3 MaxPab rabbit polyclonal antibody. Western Blot analysis of SLC6A3 expression in rat brain.

 Copyright antibodies-online. All rights reserved.