

Datasheet for ABIN520383  
**anti-SOX9 antibody (AA 400-509)**



[Go to Product page](#)

5 Images

## Overview

Quantity:	100 µg
Target:	SOX9
Binding Specificity:	AA 400-509
Reactivity:	Human
Host:	Mouse
Clonality:	Monoclonal
Conjugate:	This SOX9 antibody is un-conjugated
Application:	Western Blotting (WB), ELISA, Immunofluorescence (IF), Immunohistochemistry (Paraffin-embedded Sections) (IHC (p))

## Product Details

Purpose:	Mouse monoclonal antibody raised against a partial recombinant SOX9.
Immunogen:	SOX9 (NP_000337, 400 a.a. ~ 509 a.a) partial recombinant protein with GST tag. MW of the GST tag alone is 26 KDa.
Sequence:	EQLSPSHYSE QQQHSPQQIA YSPFNLPHYS PSYPPITRSQ YDYTDHQNSS SYSSHAAGQG TGLYSTFTYM NPAQRPMYTP IADTSGVPSI PQTHSPQHWE QPVYTQLTRP
Clone:	3F11
Isotype:	IgG1
Cross-Reactivity:	Human
Characteristics:	Antibody Reactive Against Recombinant Protein.

## Target Details

Target:	SOX9
Alternative Name:	SOX9 ( <a href="#">SOX9 Products</a> )
Background:	Full Gene Name: SRY (sex determining region Y)-box 9 Synonyms: CMD1,CMPD1,SRA1
Gene ID:	6662
NCBI Accession:	<a href="#">NM_000346</a>
Pathways:	<a href="#">EGFR Signaling Pathway</a> , <a href="#">Stem Cell Maintenance</a> , <a href="#">Regulation of Muscle Cell Differentiation</a> , <a href="#">Tube Formation</a> , <a href="#">Skeletal Muscle Fiber Development</a>

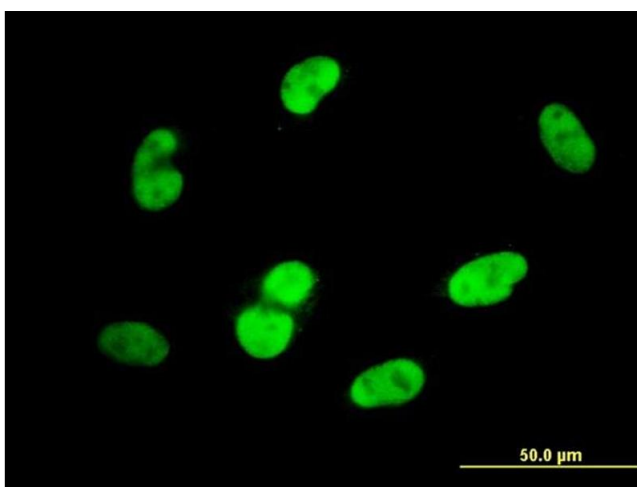
## Application Details

Application Notes:	Optimal working dilution should be determined by the investigator.
Restrictions:	For Research Use only

## Handling


Buffer:	In 1x PBS, pH 7.4
Handling Advice:	Aliquot to avoid repeated freezing and thawing.
Storage:	-20 °C
Storage Comment:	Store at -20°C or lower. Aliquot to avoid repeated freezing and thawing.

## Images



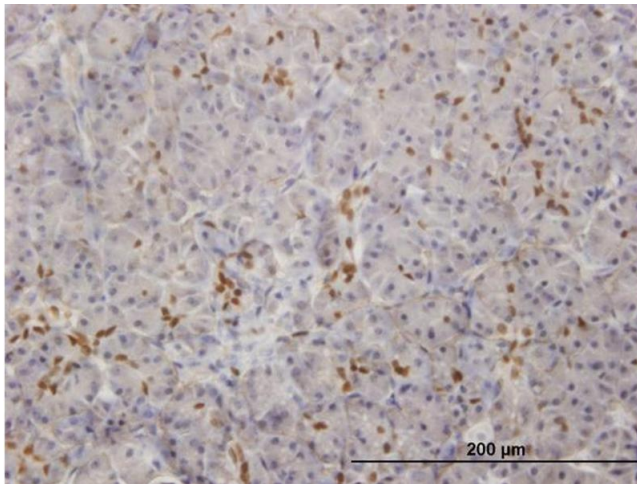
### Immunofluorescence

**Image 1.** Immunofluorescence of monoclonal antibody to SOX9 on HepG2 cell. [antibody concentration 10 ug/ml]



### Western Blotting

**Image 2.** SOX9 monoclonal antibody (M04), clone 3F11  
Western Blot analysis of SOX9 expression in HepG2 .



### Immunostaining

**Image 3.** Immunoperoxidase of monoclonal antibody to SOX9 on formalin-fixed paraffin-embedded human pancreas. [antibody concentration 1.5 ug/ml]

Please check the [product details page](#) for more images. Overall 5 images are available for ABIN520383.