

Datasheet for ABIN520535
anti-STAT1 antibody (AA 1-712)



[Go to Product page](#)

5 Images

Overview

Quantity:	100 µg
Target:	STAT1
Binding Specificity:	AA 1-712
Reactivity:	Human
Host:	Rabbit
Clonality:	Polyclonal
Conjugate:	This STAT1 antibody is un-conjugated
Application:	Western Blotting (WB), Proximity Ligation Assay (PLA)

Product Details

Purpose:	Rabbit polyclonal antibody raised against a full-length human STAT1 protein.
Immunogen:	STAT1 (AAH02704.1, 1 a.a. ~ 712 a.a) full-length human protein.
Sequence:	MSQWYELQQL DSKFLEQVHQ LYDDSFPM EI RQYLAQWLEK QDWEHAANDV SFATIRFHDL LSQLDDQYSR FSLENNFLLQ HNIKSKRNL QDNFQEDPIQ MSMIIYSCLK EERKILENAQ RFNQAQSGNI QSTVMLDKQK ELDSKVRNVK DKVMCIEHEI KSLEDLQDEY DFKCKTLQNR EHETNGVAKS DQKQEQLLLK KMYLMLDNKR KEVVHKIIEI LNVTETLQNA LINDELVEWK RRQQSACIGG PPNACLDQLQ NWFTIVAESL QQVRQQLKKL EELEQKYTYE HDPITKNKQV LWDRTFSLFQ QLIQSSFVVE RQPCMPHPQ RPLVLKTGVQ FTVKLRLLVK LQELNYNLKV KVLFDKDVNE RNTVKGFRKF NILGTHTKVM NMEESTNGSL AAEFRHLQLK EQKNAGTRTN EGPLIVTEEL HSLSFETQLC QPGLVIDLET TSLPVVVISN VSQPLSGWAS ILWYNMLVAE PRNLSFFLTP PCARWAQLSE VLSWQFSSVT KRGLNVDQLN MLGEKLLGPN ASPDGLIPWT RFCKENINDK NPPFWLWIES ILELIKHHLL PLWNDGCIMG FISKERERAL LKDQQPGTFL

Product Details

LRFSESSREG AITFTWVERS QNGGEPDFHA VEPYTKKELS AVTFPDIIRN YKVMAAENIP
ENPLKYLYPN IDKDHAFGKY YSRPKEAPEP MELDGPKG TG YIKTELISVS EV

Cross-Reactivity: Human, Mouse

Characteristics: Antibody reactive against mammalian transfected lysate.

Target Details

Target: STAT1

Alternative Name: STAT1 ([STAT1 Products](#))

Background: Full Gene Name: signal transducer and activator of transcription 1, 91 kDa
Synonyms: DKFZp686B04100,ISGF-3,STAT91

Gene ID: 6772

NCBI Accession: [NM_139266](#)

Pathways: [JAK-STAT Signaling](#), [RTK Signaling](#), [Interferon-gamma Pathway](#), [Response to Growth Hormone Stimulus](#), [Cellular Response to Molecule of Bacterial Origin](#), [Positive Regulation of Endopeptidase Activity](#), [Hepatitis C](#), [CXCR4-mediated Signaling Events](#)

Application Details

Application Notes: Optimal working dilution should be determined by the investigator.

Restrictions: For Research Use only


Handling

Buffer: In 1x PBS, pH 7.4

Handling Advice: Aliquot to avoid repeated freezing and thawing.

Storage: -20 °C

Storage Comment: Store at -20°C or lower. Aliquot to avoid repeated freezing and thawing.

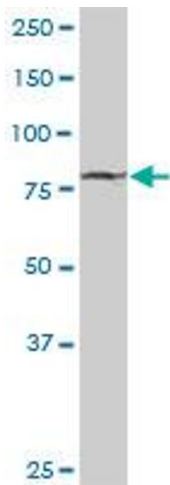


Western Blotting

Image 1. Western Blot analysis of STAT1 expression in transfected 293T cell line by STAT1 MaxPab polyclonal antibody.

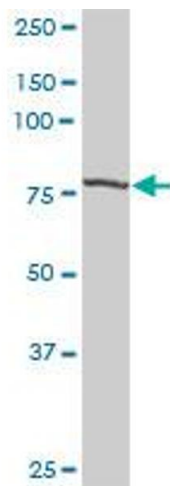
Lane 1: STAT1 transfected lysate(83.00 KDa).

Lane 2: Non-transfected lysate.



Western Blotting

Image 2. STAT1 MaxPab rabbit polyclonal antibody. Western Blot analysis of STAT1 expression in human placenta.



Western Blotting

Image 3. STAT1 MaxPab rabbit polyclonal antibody. Western Blot analysis of STAT1 expression in mouse liver.

Please check the [product details page](#) for more images. Overall 5 images are available for ABIN520535.