Datasheet for ABIN520669

anti-TAF7 antibody (AA 1-349)

3 Images

Go to Product page

Overview

Quantity:	50 µL
Target:	TAF7
Binding Specificity:	AA 1-349
Reactivity:	Human
Host:	Mouse
Clonality:	Polyclonal
Conjugate:	This TAF7 antibody is un-conjugated
Application:	Western Blotting (WB), Immunofluorescence (IF), Immunohistochemistry (Paraffin-embedded Sections) (IHC (p))

Product Details

Purpose:	Mouse polyclonal antibody raised against a full-length human TAF7 protein.
Immunogen:	TAF7 (NP_005633.2, 1 a.a. ~ 349 a.a) full-length human protein.
Sequence:	MSKSKDDAPH ELESQFILRL PPEYASTVRR AVQSGHVNLK DRLTIELHPD GRHGIVRVDR VPLASKLVDL PCVMESLKTI DKKTFYKTAD ICQMLVSTVD GDLYPPVEEP VASTDPKASK KKDKDKEKKF IWNHGITLPL KNVRKRRFRK TAKKKYIESP DVEKEVKRLL STDAEAVSTR WEIIAEDETK EAENQGLDIS SPGMSGHRQG HDSLEHDELR EIFNDLSSSS EDEDETQHQD EEDINIIDTE EDLERQLQDK LNESDEQHQE NEGTNQLVMG IQKQIDNMKG KLQETQDRAK RQEDLIMKVE NLALKNRFQA VLDELKQKED REKEQLSSLQ EELESLLEK
Cross-Reactivity:	Human
Characteristics:	Antibody reactive against mammalian transfected lysate.

Target Details

Target:	TAF7
Alternative Name:	TAF7 (TAF7 Products)
Background:	Full Gene Name: TAF7 RNA polymerase II, TATA box binding protein (TBP)-associated factor, 55 kDa Synonyms: TAF2F,TAFII55
Gene ID:	6879
NCBI Accession:	NM_005642
Pathways:	Intracellular Steroid Hormone Receptor Signaling Pathway

Application Details

Application Notes:	Optimal working dilution should be determined by the investigator.
Restrictions:	For Research Use only

Handling

Format:	Liquid
Buffer:	No additive
Preservative:	Without preservative
Handling Advice:	Aliquot to avoid repeated freezing and thawing.
Storage:	-20 °C
Storage Comment:	Store at -20°C or lower. Aliquot to avoid repeated freezing and thawing.

Copyright antibodies-online. All rights reserved.

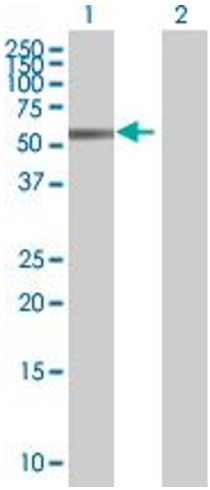

Western Blotting

Image 1. Western Blot analysis of TAF7 expression in transfected 293T cell line by TAF7 MaxPab polyclonal antibody.

Lane 1: TAF7 transfected lysate(38.39 KDa).

Lane 2: Non-transfected lysate.

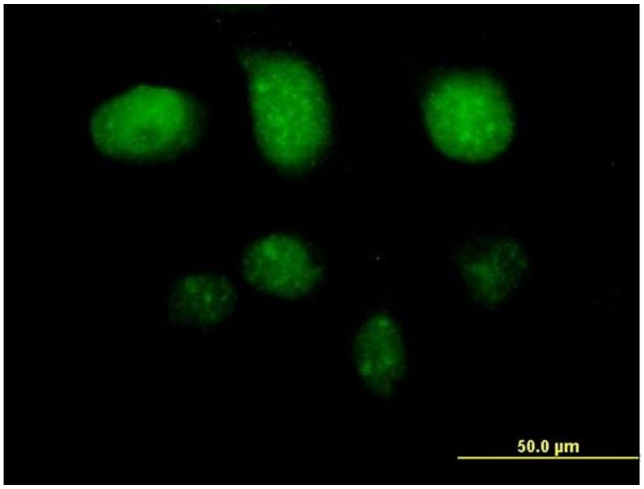

Immunofluorescence

Image 2. Immunofluorescence of purified MaxPab antibody to TAF7 on HeLa cell. [antibody concentration 10 ug/ml]

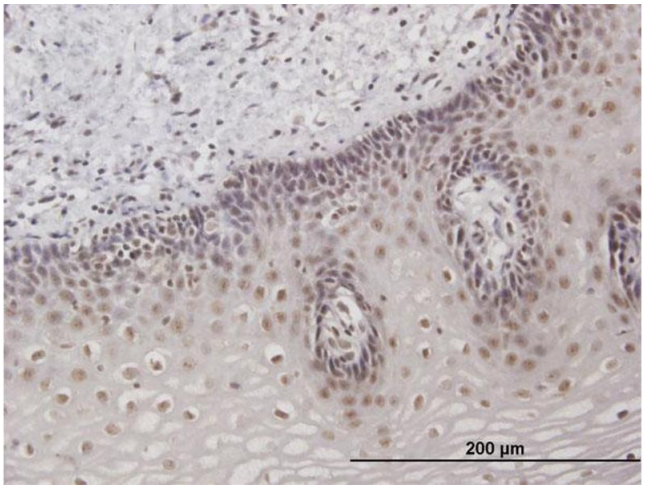

Immunostaining

Image 3. Immunoperoxidase of purified MaxPab antibody to TAF7 on formalin-fixed paraffin-embedded human esophagus. [antibody concentration 3 ug/ml]

 Copyright antibodies-online. All rights reserved.