

Datasheet for ABIN520773  
**anti-TCF7 antibody (AA 287-384)**



[Go to Product page](#)

4 Images

## Overview

Quantity:	100 µg
Target:	TCF7
Binding Specificity:	AA 287-384
Reactivity:	Human
Host:	Mouse
Clonality:	Monoclonal
Conjugate:	This TCF7 antibody is un-conjugated
Application:	Western Blotting (WB), ELISA, Immunohistochemistry (Paraffin-embedded Sections) (IHC (p))

## Product Details

Purpose:	Mouse monoclonal antibody raised against a partial recombinant TCF7.
Immunogen:	TCF7 (NP_003193, 287 a.a. ~ 384 a.a) partial recombinant protein with GST tag. MW of the GST tag alone is 26 KDa.
Sequence:	VIAECTLKES AAINQILGRR WHALSREEQA KYVELARKER QLHMQLYPGW SARDNYGKKK RRSREKHQES TTGGKRNAFG TYPEKAAAPA PFLPMTVL
Clone:	2E9
Isotype:	IgG2a
Cross-Reactivity:	Human
Characteristics:	Antibody Reactive Against Recombinant Protein.

## Target Details

Target:	TCF7
Alternative Name:	TCF7 (TCF7 Products)
Background:	Full Gene Name: transcription factor 7 (T-cell specific, HMG-box) Synonyms: FLJ36364,MGC47735,TCF-1
Gene ID:	6932
NCBI Accession:	<a href="#">NM_003202</a>
Pathways:	<a href="#">WNT Signaling</a>

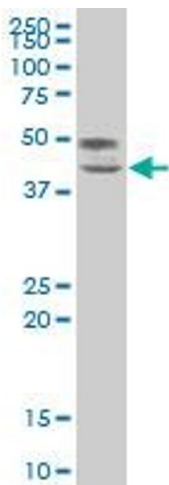
## Application Details

Application Notes:	Optimal working dilution should be determined by the investigator.
Restrictions:	For Research Use only

## Handling

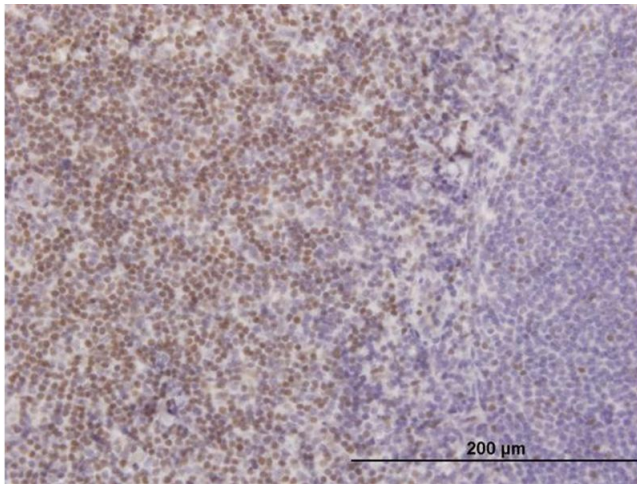
Buffer:	In 1x PBS, pH 7.4
Handling Advice:	Aliquot to avoid repeated freezing and thawing.
Storage:	-20 °C
Storage Comment:	Store at -20°C or lower. Aliquot to avoid repeated freezing and thawing.

## Images



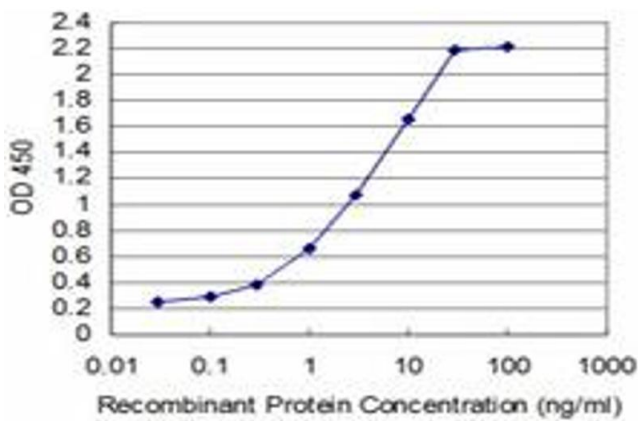
### Western Blotting

**Image 1.** TCF7 monoclonal antibody (M02), clone 2E9  
Western Blot analysis of TCF7 expression in Jurkat .



### Immunostaining

**Image 2.** Immunoperoxidase of monoclonal antibody to TCF7 on formalin-fixed paraffin-embedded human tonsil. [antibody concentration 3 ug/ml]



### ELISA

**Image 3.** Detection limit for recombinant GST tagged TCF7 is approximately 0.03ng/ml as a capture antibody.

Please check the [product details page](#) for more images. Overall 4 images are available for ABIN520773.