



[Go to Product page](#)

Datasheet for ABIN520823
anti-TEK antibody (AA 701-800)

3 Images

Overview

Quantity:	100 µg
Target:	TEK
Binding Specificity:	AA 701-800
Reactivity:	Human
Host:	Mouse
Clonality:	Monoclonal
Conjugate:	This TEK antibody is un-conjugated
Application:	Western Blotting (WB), ELISA

Product Details

Purpose:	Mouse monoclonal antibody raised against a partial recombinant TEK.
Immunogen:	TEK (AAH35514, 701 a.a. ~ 800 a.a) partial recombinant protein with GST tag. MW of the GST tag alone is 26 KDa.
Sequence:	AFSHELVTLP ESQAPADLGG GKMLLIAILG SAGMTCLTVL LAFLIILQLK RANVQRRMAQ AFQNVREEPA VQFNSGTLAL NRKVKNPDP TIYPVLDWND
Clone:	3F8
Isotype:	IgG2a
Cross-Reactivity:	Human
Characteristics:	Antibody Reactive Against Recombinant Protein.

Target Details

Target:	TEK
Alternative Name:	TEK (TEK Products)
Background:	Full Gene Name: TEK tyrosine kinase, endothelial Synonyms: CD202B,TIE-2,TIE2,VMCM,VMCM1
Gene ID:	7010
Pathways:	RTK Signaling , Growth Factor Binding

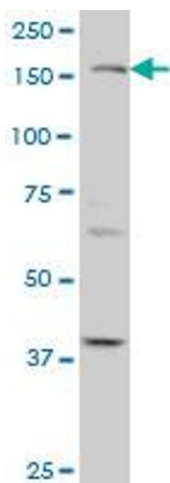
Application Details

Application Notes:	Optimal working dilution should be determined by the investigator.
Restrictions:	For Research Use only

Handling

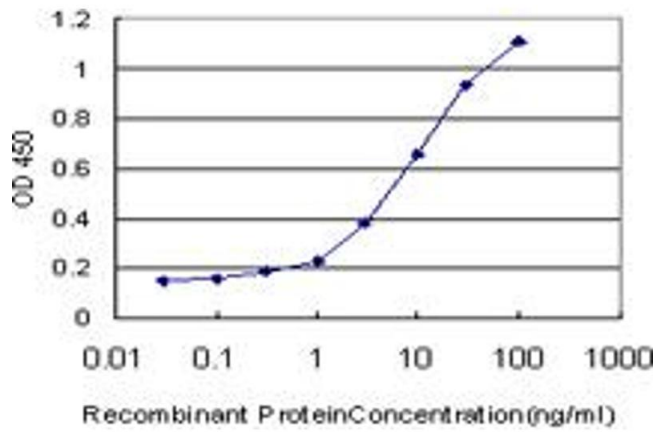
Buffer:	In 1x PBS, pH 7.4
Handling Advice:	Aliquot to avoid repeated freezing and thawing.
Storage:	-20 °C
Storage Comment:	Store at -20°C or lower. Aliquot to avoid repeated freezing and thawing.

Images



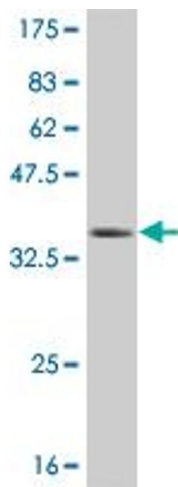
Western Blotting

Image 1. TEK monoclonal antibody (M02), clone 3F8
Western Blot analysis of TEK expression in A-431 .



ELISA

Image 2. Detection limit for recombinant GST tagged TEK is approximately 0.1ng/ml as a capture antibody.



Western Blotting

Image 3. Western Blot detection against Immunogen (36.41 kDa).