



[Go to Product page](#)

Datasheet for ABIN520837
anti-TFAP4 antibody (AA 1-338)

3 Images

Overview

Quantity:	100 µg
Target:	TFAP4
Binding Specificity:	AA 1-338
Reactivity:	Human
Host:	Rabbit
Clonality:	Polyclonal
Conjugate:	This TFAP4 antibody is un-conjugated
Application:	Western Blotting (WB)

Product Details

Purpose:	Rabbit polyclonal antibody raised against a full-length human TFAP4 protein.
Immunogen:	TFAP4 (NP_003214.1, 1 a.a. ~ 338 a.a) full-length human protein.
Sequence:	MEYFMVPTQK VPSLQHFRKT EKEVIGGLCS LANIPLTPET QRDQERRIRR EIANSNERRR MQSINAGFQS LKTLIPHTDG EKLSKAAILQ QTAEYIFSLE QEKTRLLQQN TQLKRFIQEL SGSSPKRRRA EDKDEGIGSP DIWEDEKAED LRREMIELRQ QLDKERSVRM MLEEQVRSLE AHMYPEKLVK IAQQVQLQQQ QEQVRLHHE KLEREQQQLR TQLLPPPAPT HHPTVIVPAP PPPPSHHINV VTMGPSSVIN SVSTSRQNLDTIVQAIQHIE GTQEKQELEE EQRRVIVKPV VRSCPEAPTS DTASDSEASD SDAMDQSREE PSGDGELP
Cross-Reactivity:	Human, Mouse
Characteristics:	Antibody reactive against mammalian transfected lysate.

Target Details

Target:	TFAP4
Alternative Name:	TFAP4 (TFAP4 Products)
Background:	Full Gene Name: transcription factor AP-4 (activating enhancer binding protein 4) Synonyms: AP-4,bHLHc41
Gene ID:	7023
NCBI Accession:	NM_003223
Pathways:	Positive Regulation of Endopeptidase Activity

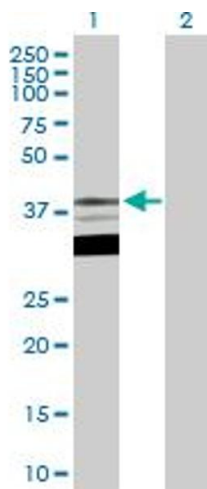
Application Details

Application Notes:	Optimal working dilution should be determined by the investigator.
Restrictions:	For Research Use only

Handling

Buffer:	In 1x PBS, pH 7.4
Handling Advice:	Aliquot to avoid repeated freezing and thawing.
Storage:	-20 °C
Storage Comment:	Store at -20°C or lower. Aliquot to avoid repeated freezing and thawing.

Images

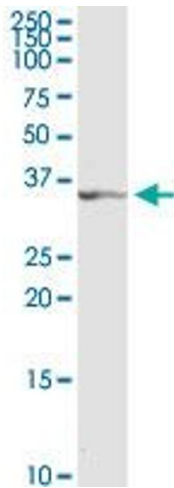


Western Blotting

Image 1. Western Blot analysis of TFAP4 expression in transfected 293T cell line by TFAP4 MaxPab polyclonal antibody.

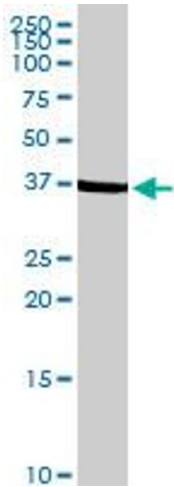
Lane 1: TFAP4 transfected lysate(38.70 KDa).

Lane 2: Non-transfected lysate.



Western Blotting

Image 2. TFAP4 MaxPab rabbit polyclonal antibody. Western Blot analysis of TFAP4 expression in mouse stomach.



Western Blotting

Image 3. TFAP4 MaxPab rabbit polyclonal antibody. Western Blot analysis of TFAP4 expression in mouse kidney.