



[Go to Product page](#)

Datasheet for ABIN520843

anti-TFCP2 antibody (AA 1-502)

4 Images

Overview

Quantity:	50 µg
Target:	TFCP2
Binding Specificity:	AA 1-502
Reactivity:	Human
Host:	Mouse
Clonality:	Polyclonal
Conjugate:	This TFCP2 antibody is un-conjugated
Application:	Western Blotting (WB)

Product Details

Purpose:	Mouse polyclonal antibody raised against a full-length human TFCP2 protein.
Immunogen:	TFCP2 (NP_005644.2, 1 a.a. ~ 502 a.a) full-length human protein.
Sequence:	MAWALKLPLA DEVIESGLVQ DFDASLSGIG QELGAGAYSM SDVLALPIFK QEESLPPDN ENKILPFQYV LCAATSPAVK LHDETLTYLN QGQSYEIRML DNRKLGELPE INGKLVKSIF RVVFHDRRLQ YTEHQLEGW RWNRPGRIL DIDIPMSVGI IDPRANPTQL NTVEFLWDPA KRTSVFIQVH CISTEFTMRK HGGEKGVFPR VQIDTFKENE NGEYTEHLHS ASCQIKVFKP KGADRKQKTD REKMEKRTPH EKEYQPSYE TTILTECSPW PEITYVNNSP SPGFNSSHSS FSLGEGNGSP NHQPEPPPPV TDNLLPTTTP QEAQQLHRN RFSTFTRLFT NFGADLLKL TRDDVIQICG PADGIRLFNA LKGRMVRPRL TIYVCQESLQ LREQQQQQQQ QQQKHEDGDS NGTFFVYHAI YLEELTAVEL TEKIAQLFSI SPCQISQIYK QGPTGIHVLI SDEMIQNFQE EACFILDTMK AETNSYHII LK

Product Details

Cross-Reactivity:	Human, Mouse, Rat
Characteristics:	Antibody reactive against mammalian transfected lysate.

Target Details


Target:	TFCP2
Alternative Name:	TFCP2 (TFCP2 Products)
Background:	Full Gene Name: transcription factor CP2 Synonyms: CP2,LBP-1C,LSF,SEF,TFCP2C
Gene ID:	7024
NCBI Accession:	NM_005653

Application Details

Application Notes:	Optimal working dilution should be determined by the investigator.
Restrictions:	For Research Use only

Handling

Buffer:	In 1x PBS, pH 7.4
Handling Advice:	Aliquot to avoid repeated freezing and thawing.
Storage:	-20 °C
Storage Comment:	Store at -20°C or lower. Aliquot to avoid repeated freezing and thawing.




Western Blotting

Image 1. Western Blot analysis of TFCP2 expression in transfected 293T cell line by TFCP2 MaxPab polyclonal antibody.


Lane 1: TFCP2 transfected lysate(55.22 KDa).

Lane 2: Non-transfected lysate.



Western Blotting

Image 2. TFCP2 MaxPab polyclonal antibody. Western Blot analysis of TFCP2 expression in HeLa S3 NE.



Western Blotting

Image 3. TFCP2 MaxPab polyclonal antibody. Western Blot analysis of TFCP2 expression in NIH/3T3.

Please check the [product details page](#) for more images. Overall 4 images are available for ABIN520843.