Datasheet for ABIN521267

anti-UPP1 antibody (AA 1-92)

3 Images

Go to Product page

Overview

Quantity:	100 µg
Target:	UPP1
Binding Specificity:	AA 1-92
Reactivity:	Human
Host:	Mouse
Clonality:	Monoclonal
Conjugate:	This UPP1 antibody is un-conjugated
Application:	Western Blotting (WB), ELISA, Immunohistochemistry (Paraffin-embedded Sections) (IHC (p))

Product Details

Purpose:	Mouse monoclonal antibody raised against a partial recombinant UPP1.
Immunogen:	UPP1 (NP_003355, 1 a.a. ~ 92 a.a) partial recombinant protein with GST tag. MW of the GST tag alone is 26 KDa.
Sequence:	MAATGANAEK AESHNDCPVR LLNPNIAKMK EDILYHFNLT TSRHNFPALF GDVKFVCVGG SPSRMKAFIR CVGAELGLDC PGRDYPNICA GT
Clone:	2F5
Isotype:	IgG2a
Cross-Reactivity:	Human
Characteristics:	Antibody Reactive Against Recombinant Protein.

Copyright antibodies-online. All rights reserved.

Target Details

Target:	UPP1
Alternative Name:	UPP1 (UPP1 Products)
Background:	Full Gene Name: uridine phosphorylase 1 Synonyms: UDRPASE,UP,UPASE,UPP
Gene ID:	7378
NCBI Accession:	NM_003364
Pathways:	Ribonucleoside Biosynthetic Process

Application Details

Application Notes:	Optimal working dilution should be determined by the investigator.
Restrictions:	For Research Use only

Handling

Buffer:	In 1x PBS, pH 7.4
Handling Advice:	Aliquot to avoid repeated freezing and thawing.
Storage:	-20 °C
Storage Comment:	Store at -20°C or lower. Aliquot to avoid repeated freezing and thawing.

Images

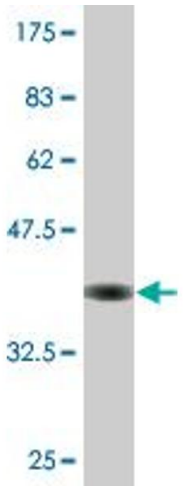

Western Blotting

Image 1. Western Blot detection against Immunogen (35.86 KDa) .

Copyright antibodies-online. All rights reserved.

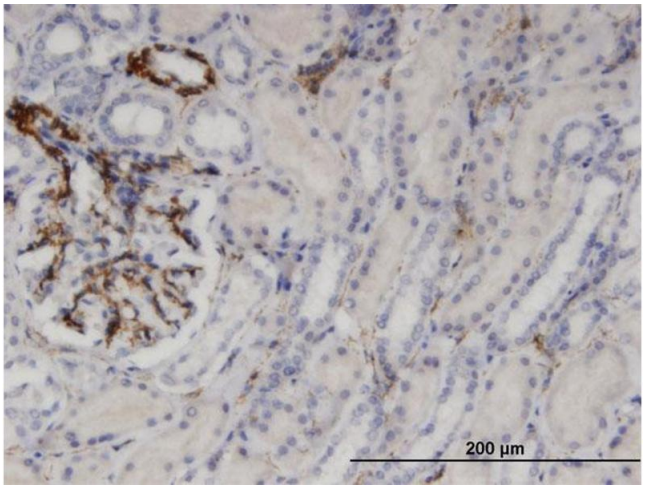

Immunostaining

Image 2. Immunoperoxidase of monoclonal antibody to UPP1 on formalin-fixed paraffin-embedded human kidney. [antibody concentration 3 ug/ml]

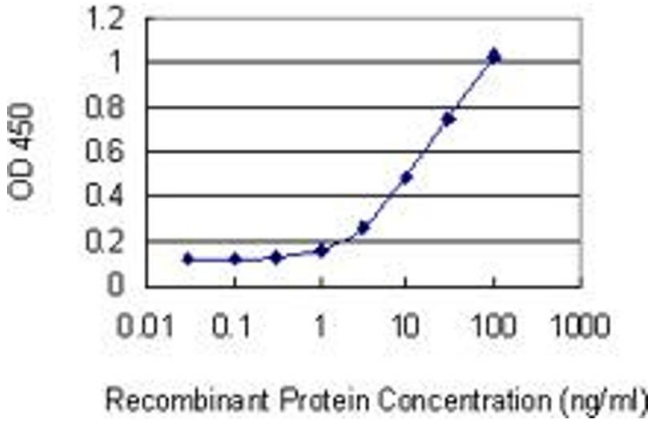

ELISA

Image 3. Detection limit for recombinant GST tagged UPP1 is 0.3 ng/ml as a capture antibody.

 Copyright antibodies-online. All rights reserved.