



Datasheet for ABIN521515
anti-ZSCAN21 antibody (AA 1-473)



[Go to Product page](#)

6 Images

Overview

Quantity:	100 µg
Target:	ZSCAN21 (Zscan21)
Binding Specificity:	AA 1-473
Reactivity:	Human
Host:	Mouse
Clonality:	Monoclonal
Conjugate:	This ZSCAN21 antibody is un-conjugated
Application:	Western Blotting (WB), ELISA

Product Details

Purpose:	Mouse monoclonal antibody raised against a full length recombinant ZSCAN21.
Immunogen:	ZSCAN21 (AAH47309.1, 1 a.a. ~ 473 a.a) full-length recombinant protein with GST tag. MW of the GST tag alone is 26 KDa.
Sequence:	MMTKVLGMAP VLGPRPPQEQ VGPLMVKVEE KEEKGKYLPS LEMFRQRFRQ FGYHDTGPR EALSQLRVLC CEWLRPEIHT KEQILELLVL EQFLTILPQE LQAWVQEHCPE SAEEAVTLL EDLERELDEP GHQVSTPPNE QKPVWEKISS SGTAKESPSS MQPQPLETSH KYESWGPLYI QESGEEQEFA QDPRKVRDCR LSTQHEESAD EQKGSEA EGL KGDIISVIA NKPEASLERQ CVNLENEKGT KPPLQEAGSK KGRESVPTKP TPGERRYICA ECGKAFFSNSS NLTKHRRHT GEKPYVCTKC GKAFSHSSNL TLHYRTHLVD RPYDCKCGKA FGQSSDLLKH QRMHTEEAPY QCKDCGKAFFS GKGLIRHYR IHTGEKPYQC NECGKSFSQH AGLSSHQLRH TGEKPYKCKE CGKAFNHSSN FNKHHRIHTG EKPYWCHHCG KTFCSKSNLS KHQRVHTGEG EAP

Product Details

Clone:	4B3
Isotype:	IgG2a
Cross-Reactivity:	Human, Rat
Characteristics:	Antibody Reactive Against Recombinant Protein.

Target Details


Target:	ZSCAN21 (Zscan21)
Alternative Name:	ZSCAN21 (Zscan21 Products)
Background:	Full Gene Name: zinc finger and SCAN domain containing 21 Synonyms: DKFZp434L134,DKFZp686H10254,NY-REN-21,ZNF38,Zipro1
Gene ID:	7589

Application Details

Application Notes:	Optimal working dilution should be determined by the investigator.
Restrictions:	For Research Use only


Handling

Buffer:	In 1x PBS, pH 7.4
Handling Advice:	Aliquot to avoid repeated freezing and thawing.
Storage:	-20 °C
Storage Comment:	Store at -20°C or lower. Aliquot to avoid repeated freezing and thawing.



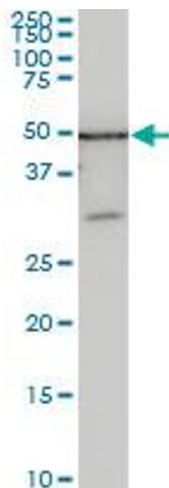
Western Blotting

Image 1. ZSCAN21 monoclonal antibody (M09), clone 4B3.
Western Blot analysis of ZSCAN21 expression in human kidney.



Western Blotting

Image 2. ZSCAN21 monoclonal antibody (M09), clone 4B3.
Western Blot analysis of ZSCAN21 expression in H9c2(2-1).



Western Blotting

Image 3. ZSCAN21 monoclonal antibody (M09), clone 4B3.
Western Blot analysis of ZSCAN21 expression in SJCRH30

Please check the [product details page](#) for more images. Overall 6 images are available for ABIN521515.