

Datasheet for ABIN521643  
**anti-BSND antibody (AA 1-320)**



[Go to Product page](#)

3 Images

Overview

Quantity:	50 µg
Target:	BSND
Binding Specificity:	AA 1-320
Reactivity:	Human
Host:	Mouse
Clonality:	Polyclonal
Conjugate:	This BSND antibody is un-conjugated
Application:	Western Blotting (WB), Immunohistochemistry (Paraffin-embedded Sections) (IHC (p))

Product Details

Purpose:	Mouse polyclonal antibody raised against a full-length human BSND protein.
Immunogen:	BSND (NP_476517.1, 1 a.a. ~ 320 a.a) full-length human protein.
Sequence:	MADEKTFRIG FIVLGLFLLA LGTFLMSHDR PQVYGTFYAM GSVMVIGGII WSMCQCYPKI TFVPADSDFQ GILSPKAMGL LENGAAEMK SPSPQPPYVR LWEEAAYDQS LPDFSHIQMK VMSYSEDHRS LLAPEMGQPK LGTSDGGEGG PGDVQAWMEA AVVIHKGSDE SEGERRLTQS WPGPLACPQG PAPLASFQDD LDMDSSSEGSS PNASPHDREE ACSPQQEPQG CRCPLDRFQD FALIDAPTLE DEPQEGQQWE IALPNNWQRY PRTKVEEKEA SDTGGEPEEK EEEDLYYGLP DGAGDLLPK ELGFEPDTQG
Cross-Reactivity:	Human
Characteristics:	Antibody reactive against mammalian transfected lysate.

## Target Details

Target:	BSND
Alternative Name:	BSND ( <a href="#">BSND Products</a> )
Background:	Full Gene Name: Bartter syndrome, infantile, with sensorineural deafness (Barttin) Synonyms: BART,MGC119283,MGC119284,MGC119285
Gene ID:	7809
NCBI Accession:	<a href="#">NM_057176</a>
Pathways:	<a href="#">Sensory Perception of Sound</a>

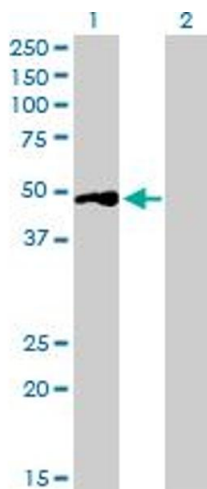
## Application Details

Application Notes:	Optimal working dilution should be determined by the investigator.
Restrictions:	For Research Use only

## Handling

Buffer:	In 1x PBS, pH 7.4
Handling Advice:	Aliquot to avoid repeated freezing and thawing.
Storage:	-20 °C
Storage Comment:	Store at -20°C or lower. Aliquot to avoid repeated freezing and thawing.

## Images

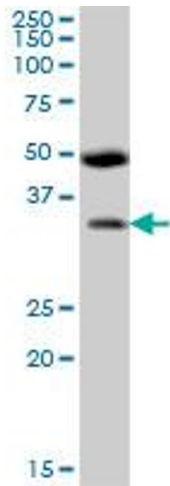


### Western Blotting

**Image 1.** Western Blot analysis of BSND expression in transfected 293T cell line by BSND MaxPab polyclonal antibody.

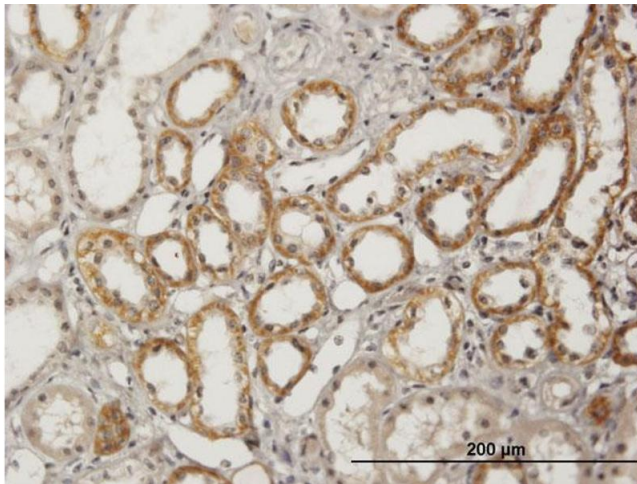
Lane 1: BSND transfected lysate(35.2 KDa).

Lane 2: Non-transfected lysate.



### Western Blotting

**Image 2.** BSND MaxPab polyclonal antibody. Western Blot analysis of BSND expression in 293.



### Immunostaining

**Image 3.** Immunoperoxidase of purified MaxPab antibody to BSND on formalin-fixed paraffin-embedded human kidney. [antibody concentration 3 ug/ml]