



[Go to Product page](#)

Datasheet for ABIN521674

## anti-CXCR4 antibody (AA 1-46)

6 Images

1 Publication

### Overview

Quantity:	100 µg
Target:	CXCR4
Binding Specificity:	AA 1-46
Reactivity:	Human
Host:	Mouse
Clonality:	Monoclonal
Conjugate:	This CXCR4 antibody is un-conjugated
Application:	Western Blotting (WB), ELISA

### Product Details

Purpose:	Mouse monoclonal antibody raised against a partial recombinant CXCR4.
Immunogen:	CXCR4 (AAH20968, 1 a.a. ~ 46 a.a) partial recombinant protein with GST tag. MW of the GST tag alone is 26 KDa.
Sequence:	MEGISIYTSN NYTEEMGSGD YDSMKEPCFR EENANFNKIF LPTIYS
Clone:	2G9
Isotype:	IgG2a
Cross-Reactivity:	Human, Rat
Characteristics:	Antibody Reactive Against Recombinant Protein.

## Target Details

---

Target:	CXCR4
Alternative Name:	CXCR4 ( <a href="#">CXCR4 Products</a> )
Background:	Full Gene Name: chemokine (C-X-C motif) receptor 4 Synonyms: CD184,D2S201E,FB22,HM89,HSY3RR,LAP3,LCR1,LESTR,NPY3R,NPYR,NPYRL,NPYY3R,WHIM
Gene ID:	7852
Pathways:	<a href="#">Regulation of Cell Size, CXCR4-mediated Signaling Events</a>

## Application Details

---

Application Notes:	Optimal working dilution should be determined by the investigator.
Restrictions:	For Research Use only

## Handling

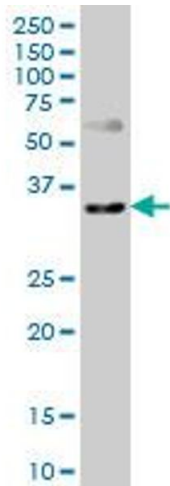
---

Buffer:	In 1x PBS, pH 7.4
Handling Advice:	Aliquot to avoid repeated freezing and thawing.
Storage:	-20 °C
Storage Comment:	Store at -20°C or lower. Aliquot to avoid repeated freezing and thawing.

## Publications

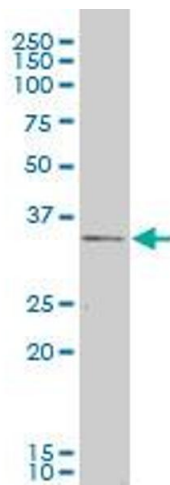
---

Product cited in:	Tripathi, Vana, Chavan, Brueggemann, Byron, Tarasova, Volkman, Gaponenko, Majetschak: "Heteromerization of chemokine (C-X-C motif) receptor 4 with ?1A/B-adrenergic receptors controls ?1-adrenergic receptor function." in: <b>Proceedings of the National Academy of Sciences of the United States of America</b> , Vol. 112, Issue 13, pp. E1659-68, (2015) ( <a href="#">PubMed</a> ).
-------------------	--



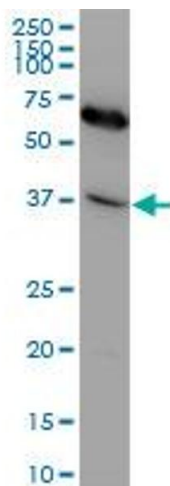
#### Western Blotting

**Image 1.** CXCR4 monoclonal antibody (M04), clone 2G9.  
Western Blot analysis of CXCR4 expression in human colon.



#### Western Blotting

**Image 2.** CXCR4 monoclonal antibody (M04), clone 2G9.  
Western Blot analysis of CXCR4 expression in RIN-m5F.



#### Western Blotting

**Image 3.** CXCR4 monoclonal antibody (M04), clone 2G9.  
Western Blot analysis of CXCR4 expression in human intestinal wall.

Please check the [product details page](#) for more images. Overall 6 images are available for ABIN521674.