



Datasheet for ABIN521695
anti-ALDH5A1 antibody (AA 1-535)



[Go to Product page](#)

3 Images

Overview

Quantity:	50 µg
Target:	ALDH5A1
Binding Specificity:	AA 1-535
Reactivity:	Human
Host:	Mouse
Clonality:	Polyclonal
Conjugate:	This ALDH5A1 antibody is un-conjugated
Application:	Western Blotting (WB)

Product Details

Purpose:	Mouse polyclonal antibody raised against a full-length human ALDH5A1 protein.
Immunogen:	ALDH5A1 (NP_001071.1, 1 a.a. ~ 535 a.a) full-length human protein.
Sequence:	MATCIWLRSC GARRLGSTFP GCRLRPRAGG LVPASGPAPG PAQLRCYAGR LAGLSAALLR TDSFVGGRWL PAAATFPVQD PASGAALGMV ADCGVREARA AVRAAYEAFRC RWREVSAKER SSLLRKWYNL MIQNKDDLAR IITAESGKPL KEAHGEILYS AFFLEWFSEE ARRVYGDIIH TPAKDRRALV LKQPIGVAIV ITPWNFPSAM ITRKVGAALA AGCTVVVKPA EDTPFSALAL AELASQAGIP SGVYNVIPCS RKNAKEVGEA ICTDPLVSKI SFTGSTTTGK ILLHHAANSV KRVSMELGGL APFIVFDSAN VDQAVAGAMA SKFRNTGQTC VCSNQFLVQR GIHDAFVKAF AEAMKKNLRV GNGFEEGTTQ GPLINEKAVE KVEKQVNDVAV SKGATVVTGG KRHQLGKNFF EPTLLCNVTQ DMLCTHEETF GPLAPVIKFD TEEEAIAIAN AADVGLAGYF YSQDPAQIWR VAEQLEVGMV GVNEGLISSV ECPFGGVKQS GLGREGSKYG IDEYLELKYV CYGGL

Product Details

Cross-Reactivity:	Human
Characteristics:	Antibody reactive against mammalian transfected lysate.

Target Details

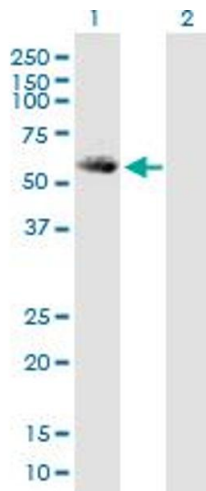
Target:	ALDH5A1
Alternative Name:	ALDH5A1 (ALDH5A1 Products)
Background:	Full Gene Name: aldehyde dehydrogenase 5 family, member A1 Synonyms: SSADH,SSDH
Gene ID:	7915
NCBI Accession:	NM_001080
Pathways:	Monocarboxylic Acid Catabolic Process

Application Details

Application Notes:	Optimal working dilution should be determined by the investigator.
Restrictions:	For Research Use only

Handling

Buffer:	In 1x PBS, pH 7.4
Handling Advice:	Aliquot to avoid repeated freezing and thawing.
Storage:	-20 °C
Storage Comment:	Store at -20°C or lower. Aliquot to avoid repeated freezing and thawing.

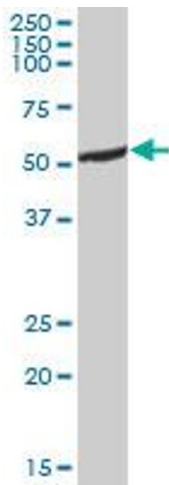


Western Blotting

Image 1. Western Blot analysis of ALDH5A1 expression in transfected 293T cell line by ALDH5A1 MaxPab polyclonal antibody.


Lane 1: ALDH5A1 transfected lysate(58.85 KDa).

Lane 2: Non-transfected lysate.



Western Blotting

Image 2. ALDH5A1 MaxPab polyclonal antibody. Western Blot analysis of ALDH5A1 expression in human liver.



Western Blotting

Image 3. ALDH5A1 MaxPab polyclonal antibody. Western Blot analysis of ALDH5A1 expression in K-562.