

Datasheet for ABIN521950
anti-PIK3R3 antibody (AA 271-380)[Go to Product page](#)

4 Images

Overview

Quantity:	100 µg
Target:	PIK3R3
Binding Specificity:	AA 271-380
Reactivity:	Human
Host:	Mouse
Clonality:	Monoclonal
Conjugate:	This PIK3R3 antibody is un-conjugated
Application:	Western Blotting (WB), ELISA, Proximity Ligation Assay (PLA)

Product Details

Purpose:	Mouse monoclonal antibody raised against a partial recombinant PIK3R3.
Immunogen:	PIK3R3 (AAH21622, 271 a.a. ~ 380 a.a) partial recombinant protein with GST tag. MW of the GST tag alone is 26 KDa.
Sequence:	HDSKMRLEQD LKNQALDNRE IDKKMNSIKP DLIQLRKIRD QHLVWLNHKG VRQKRLNVWL GIKNEDAAEN YFINEEDENL PHYDEKTWFFV EDINRVQAED LLYGKPDGAF
Clone:	2F8
Isotype:	IgG2a
Cross-Reactivity:	Human
Characteristics:	Antibody Reactive Against Recombinant Protein.

Target Details

Target:	PIK3R3
Alternative Name:	PIK3R3 (PIK3R3 Products)
Background:	Full Gene Name: phosphoinositide-3-kinase, regulatory subunit 3 (gamma) Synonyms: DKFZp686P05226,FLJ41892,p55,p55-GAMMA
Gene ID:	8503

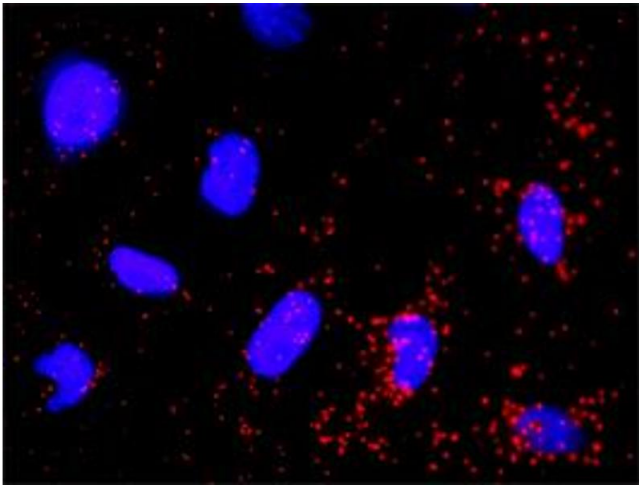
Application Details

Application Notes:	Optimal working dilution should be determined by the investigator.
Restrictions:	For Research Use only

Handling

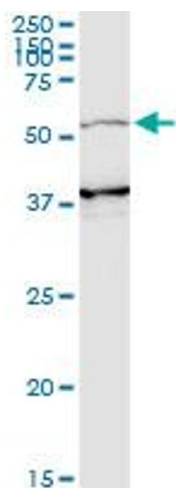
Buffer:	In 1x PBS, pH 7.4
Handling Advice:	Aliquot to avoid repeated freezing and thawing.
Storage:	-20 °C
Storage Comment:	Store at -20°C or lower. Aliquot to avoid repeated freezing and thawing.

Images



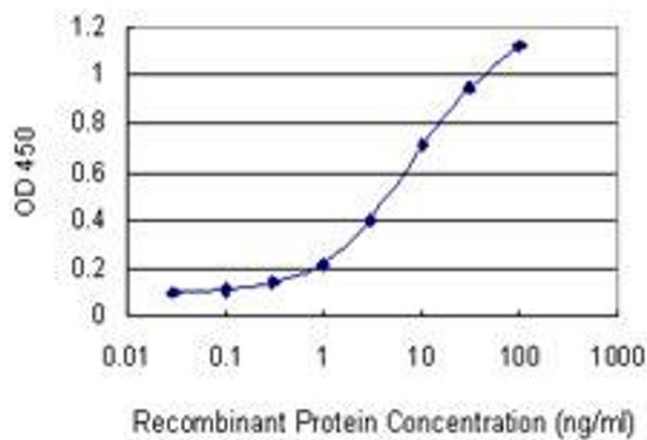
Proximity Ligation Assay

Image 1. Proximity Ligation Analysis of protein-protein interactions between EGFR and PIK3R3. HeLa cells were stained with anti-EGFR rabbit purified polyclonal 1:1200 and anti-PIK3R3 mouse monoclonal antibody 1:50. Each red dot represents the detection of protein-protein interaction complex, and nuclei were counterstained with DAPI (blue).



Western Blotting

Image 2. PIK3R3 monoclonal antibody (M02), clone 2F8. Western Blot analysis of PIK3R3 expression in human spleen.



ELISA

Image 3. Detection limit for recombinant GST tagged PIK3R3 is 0.1 ng/ml as a capture antibody.

Please check the [product details page](#) for more images. Overall 4 images are available for ABIN521950.