



[Go to Product page](#)

Datasheet for ABIN522037

anti-KHSRP antibody (AA 151-239)

4 Images

Overview

Quantity:	100 µg
Target:	KHSRP
Binding Specificity:	AA 151-239
Reactivity:	Human
Host:	Mouse
Clonality:	Monoclonal
Conjugate:	This KHSRP antibody is un-conjugated
Application:	Western Blotting (WB), ELISA, Immunofluorescence (IF), Immunohistochemistry (Paraffin-embedded Sections) (IHC (p))

Product Details

Purpose:	Mouse monoclonal antibody raised against a partial recombinant KHSRP.
Immunogen:	KHSRP (NP_003676, 151 a.a. ~ 239 a.a) partial recombinant protein with GST tag. MW of the GST tag alone is 26 KDa.
Sequence:	VPDGMVGLII GRGGEQINKI QQDSGCKVQI SPDSGGLPER SVSLTGAPES VQKAKMMLDD IVSRGRGGPP GQFHDNANGG QNGTVQEIM
Clone:	4C10
Isotype:	IgG2b
Cross-Reactivity:	Human
Characteristics:	Antibody Reactive Against Recombinant Protein.

Target Details

Target:	KHSRP
Alternative Name:	KHSRP (KHSRP Products)
Background:	Full Gene Name: KH-type splicing regulatory protein Synonyms: FBP2,FUBP2,KS RP,MGC99676
Gene ID:	8570
NCBI Accession:	NM_003685

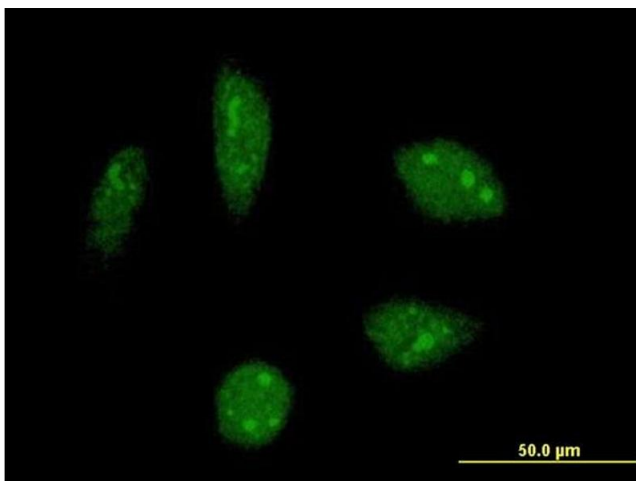
Application Details

Application Notes:	Optimal working dilution should be determined by the investigator.
Restrictions:	For Research Use only

Handling

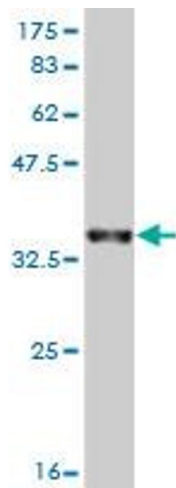
Buffer:	In 1x PBS, pH 7.4
Handling Advice:	Aliquot to avoid repeated freezing and thawing.
Storage:	-20 °C
Storage Comment:	Store at -20°C or lower. Aliquot to avoid repeated freezing and thawing.

Images



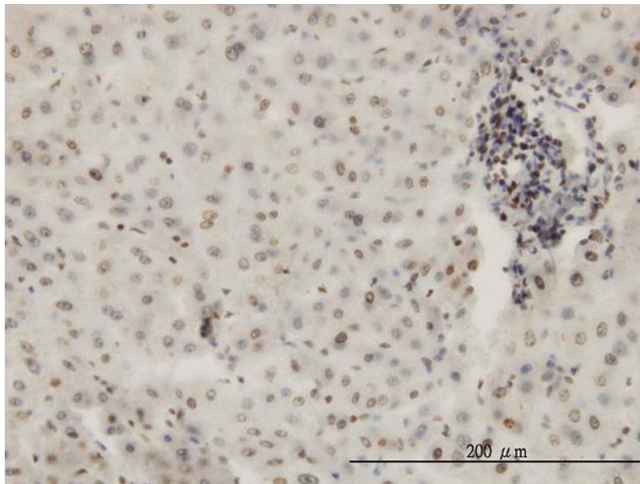
Immunofluorescence

Image 1. Immunofluorescence of monoclonal antibody to KHSRP on HeLa cell. [antibody concentration 10 ug/ml]



Western Blotting

Image 2. Western Blot detection against Immunogen (35.53 KDa).



Immunostaining

Image 3. Immunoperoxidase of monoclonal antibody to KHSRP on formalin-fixed paraffin-embedded human liver. [antibody concentration 3 ug/ml]

Please check the [product details page](#) for more images. Overall 4 images are available for ABIN522037.