



[Go to Product page](#)

Datasheet for ABIN522141  
**anti-B4GALT4 antibody (AA 1-344)**

3 Images

Overview

|                      |  |
|----------------------|--|
| Quantity:            | 50 µL  |
| Target:              | B4GALT4  |
| Binding Specificity: | AA 1-344                                       |
| Reactivity:          | Human  |
| Host:                | Mouse  |
| Clonality:           | Polyclonal                                     |
| Conjugate:           | This B4GALT4 antibody is un-conjugated         |
| Application:         | Western Blotting (WB), Immunofluorescence (IF) |

Product Details

|                   |  |
|-------------------|--|
| Purpose:          | Mouse polyclonal antibody raised against a full-length human B4GALT4 protein.  |
| Immunogen:        | B4GALT4 (AAH04523.1, 1 a.a. ~ 344 a.a) full-length human protein.  |
| Sequence:         | MGFNLTFLHS YKFRLLLLLT LCLTVVGWAT SNYFVGAIQE IPKAKEFMAN FHKTLLLGKG<br>KTLTNEASTK KVELDNCPSV SPYLRGQSKL IFKPDLTLEE VQAENPKVSR GRYPPEECKA<br>LQRVAILVPH RNREKHLMYL LEHLHPFLQR QQLDYGIVYI HQAEGKKFNR AKLLNVGYLE<br>ALKEENWDCF IFHDVDLVPE NDFNLYKCEE HPKHLVGRN STGYRLRYSY YFGGVTALSR<br>EQFFKVNQFS NNYWGWGGED DDLRLRVELQ RMKISRPLPE VGKYTMVFHT RDKGNEVNAE<br>RMKLLHQVSR VWRDGLSSC SYKLVSV EHN PLYINITVDF WFGA |
| Cross-Reactivity: | Human  |
| Characteristics:  | Antibody reactive against mammalian transfected lysate.  |

## Target Details

|                   |   |
|-------------------|---|
| Target:           | B4GALT4   |
| Alternative Name: | B4GALT4 ( <a href="#">B4GALT4 Products</a> )  |
| Background:       | Full Gene Name: UDP-Gal:betaGlcNAc beta 1,4- galactosyltransferase, polypeptide 4<br>Synonyms: B4Gal-T4,beta4Gal-T4 |
| Gene ID:          | 8702  |
| Pathways:         | <a href="#">Glycosaminoglycan Metabolic Process</a>   |

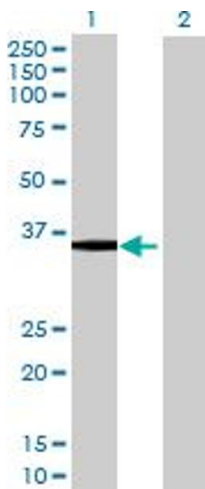
## Application Details

|                    |  |
|--------------------|--|
| Application Notes: | Optimal working dilution should be determined by the investigator. |
| Restrictions:      | For Research Use only  |

## Handling

|                  |  |
|------------------|--|
| Format:          | Liquid   |
| Buffer:          | No additive  |
| Preservative:    | Without preservative   |
| Handling Advice: | Aliquot to avoid repeated freezing and thawing.                          |
| Storage:         | -20 °C   |
| Storage Comment: | Store at -20°C or lower. Aliquot to avoid repeated freezing and thawing. |

## Images

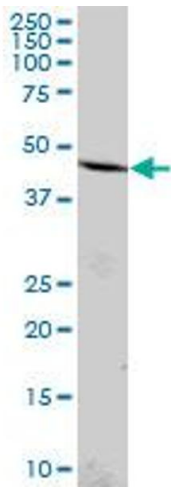


### Western Blotting

**Image 1.** Western Blot analysis of B4GALT4 expression in transfected 293T cell line by B4GALT4 MaxPab polyclonal antibody.

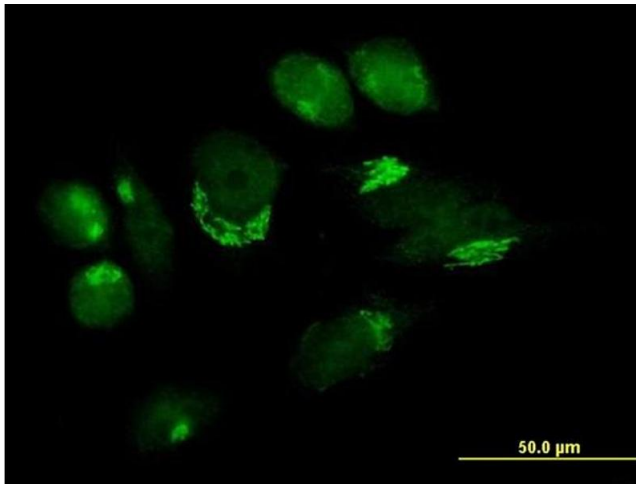
Lane 1: B4GALT4 transfected lysate(37.84 KDa).

Lane 2: Non-transfected lysate.



### Western Blotting

**Image 2.** B4GALT4 MaxPab polyclonal antibody. Western Blot analysis of B4GALT4 expression in human kidney.



### Immunofluorescence

**Image 3.** Immunofluorescence of purified MaxPab antibody to B4GALT4 on HeLa cell. [antibody concentration 10 ug/ml]