



Datasheet for ABIN522168  
**anti-Sorting Nexin 4 antibody (AA 1-450)**



[Go to Product page](#)

4 Images

Overview

Quantity:	50 µg
Target:	Sorting Nexin 4 (SNX4)
Binding Specificity:	AA 1-450
Reactivity:	Human
Host:	Mouse
Clonality:	Polyclonal
Conjugate:	This Sorting Nexin 4 antibody is un-conjugated
Application:	Western Blotting (WB)

Product Details

Purpose:	Mouse polyclonal antibody raised against a full-length human SNX4 protein.
Immunogen:	SNX4 (NP_003785.1, 1 a.a. ~ 450 a.a) full-length human protein.
Sequence:	MEQAPPDPER QLQPAPLEPL GSPDAGLGAA VGKEAEGAGE ESSGVDTMTH NNFWLKKIEI SVSEAEKRTG RNAMNMQETY TAYLIETRSV EHTDGQSVLT DSLWRRYSEF ELLRSYLLVY YPHIVVPLP EKRAEFVWHK LSADNMDPDF VERRRIGLEN FLLRIASHPI LCRDKIFYLF LTQEGNWKET VNETGFQLKA DSRLKALNAT FRVKNPDKRF TDLKHYSDEL QSVISHLLRV RARVADRLYG VYKVHGN YGR VFSEWSAIEK EMGDGLQSAG HHMDVYASSI DDILEDEEHY ADQLKEYLFY AEALRAVCRK HELMQYDLEM AAQDLASKKQ QCEELVTGTV RTFSLKGMTT KLFQGETPEQ REARIKVL EE QINEGEQQLK SKNLEGREFV KNAWADIERF KEQKNRDLKE ALISYAVMQI SMCKKGIQVW TNAKECFSKM
Cross-Reactivity:	Human, Mouse, Rat

## Product Details

Characteristics: Antibody reactive against mammalian transfected lysate.

## Target Details

Target: Sorting Nexin 4 (SNX4)

Alternative Name: SNX4 ([SNX4 Products](#))

Background: Full Gene Name: sorting nexin 4  
Synonyms:

Gene ID: 8723

NCBI Accession: [NM\\_003794](#)

## Application Details

Application Notes: Optimal working dilution should be determined by the investigator.

Restrictions: For Research Use only

## Handling

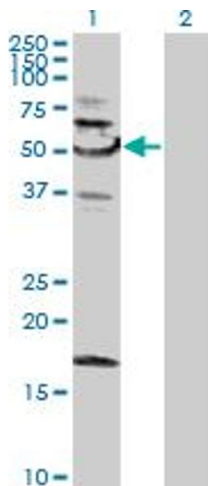
Buffer: In 1x PBS, pH 7.4

Handling Advice: Aliquot to avoid repeated freezing and thawing.

Storage: -20 °C

Storage Comment: Store at -20°C or lower. Aliquot to avoid repeated freezing and thawing.

## Images




### Western Blotting

**Image 1.** Western Blot analysis of SNX4 expression in transfected 293T cell line by SNX4 MaxPab polyclonal antibody.


Lane 1: SNX4 transfected lysate(49.5 KDa).

Lane 2: Non-transfected lysate.



#### Western Blotting

**Image 2.** SNX4 MaxPab polyclonal antibody. Western Blot analysis of SNX4 expression in HepG2 .



#### Western Blotting

**Image 3.** SNX4 MaxPab polyclonal antibody. Western Blot analysis of SNX4 expression in NIH/3T3.

Please check the [product details page](#) for more images. Overall 4 images are available for ABIN522168.