



[Go to Product page](#)

Datasheet for ABIN522252

anti-IL18RAP antibody (AA 20-129)

3 Images

2 Publications

Overview

Quantity:	100 µg
Target:	IL18RAP
Binding Specificity:	AA 20-129
Reactivity:	Human
Host:	Mouse
Clonality:	Monoclonal
Conjugate:	This IL18RAP antibody is un-conjugated
Application:	Western Blotting (WB), ELISA

Product Details

Purpose:	Mouse monoclonal antibody raised against a partial recombinant IL18RAP.
Immunogen:	IL18RAP (NP_003844, 20 a.a. ~ 129 a.a) partial recombinant protein with GST tag. MW of the GST tag alone is 26 KDa.
Sequence:	FNISGCSTKK LLWTYSTRSE EEFVLFCDLP EPQKSHFCHR NRLSPKQVPE HLPFMGSNDL SDVQWYQQPS NGDPLEDIRK SYPHIIQDKC TLHFLTPGVN NSGSYICRPK
Clone:	4G4
Isotype:	IgG2a
Cross-Reactivity:	Human
Characteristics:	Antibody Reactive Against Recombinant Protein.

Target Details

Target:	IL18RAP
Alternative Name:	IL18RAP (IL18RAP Products)
Background:	Full Gene Name: interleukin 18 receptor accessory protein Synonyms: ACPL,CD218b,CDw218b,IL18RB,MGC120589,MGC120590
Gene ID:	8807
NCBI Accession:	NM_003853

Application Details

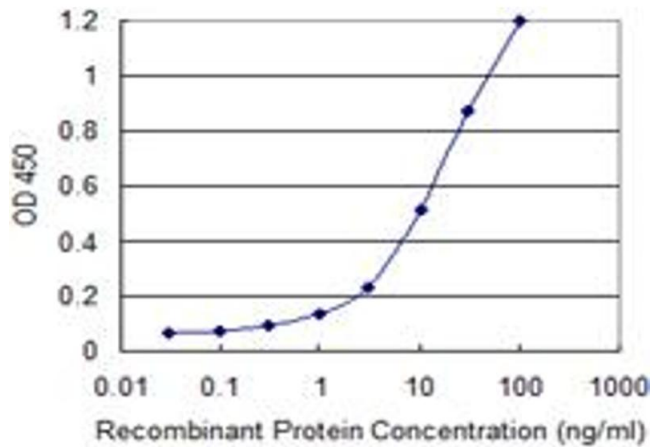
Application Notes:	Optimal working dilution should be determined by the investigator.
Restrictions:	For Research Use only

Handling

Buffer:	In 1x PBS, pH 7.4
Handling Advice:	Aliquot to avoid repeated freezing and thawing.
Storage:	-20 °C
Storage Comment:	Store at -20°C or lower. Aliquot to avoid repeated freezing and thawing.


Publications

Product cited in:	<p>Koskinen, Einarsdottir, Dukes, Heap, Dubois, Korponay-Szabo, Kaukinen, Kurppa, Ziberna, Vatta, Not, Ventura, Sistonen, Adány, Pocsai, Széles, Mäki, Kere, Wijmenga, van Heel, Saavalainen: "Association study of the IL18RAP locus in three European populations with coeliac disease." in: Human molecular genetics, Vol. 18, Issue 6, pp. 1148-55, (2009) (PubMed).</p> <p>Badot, Galant, Nzeusseu Toukap, Theate, Maudoux, Van den Eynde, Durez, Houssiau, Lauwerys: "Gene expression profiling in the synovium identifies a predictive signature of absence of response to adalimumab therapy in rheumatoid arthritis." in: Arthritis research & therapy, Vol. 11, Issue 2, pp. R57, (2009) (PubMed).</p>
-------------------	--



ELISA

Image 1. Detection limit for recombinant GST tagged IL18RAP is 0.3 ng/ml as a capture antibody.

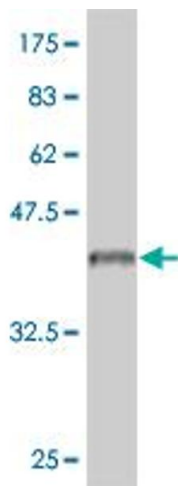


Western Blotting

Image 2. Western Blot analysis of IL18RAP expression in transfected 293T cell line by IL18RAP monoclonal antibody (M04), clone 4G4.

Lane 1: IL18RAP transfected lysate (Predicted MW: 68.3 KDa).

Lane 2: Non-transfected lysate.



Western Blotting

Image 3. Western Blot detection against Immunogen (37.84 KDa) .