



[Go to Product page](#)

Datasheet for ABIN522276  
**anti-CD84 antibody (AA 22-121)**

3 Images

Overview

Quantity:	100 µg
Target:	CD84
Binding Specificity:	AA 22-121
Reactivity:	Human
Host:	Mouse
Clonality:	Monoclonal
Conjugate:	This CD84 antibody is un-conjugated
Application:	Western Blotting (WB), ELISA

Product Details

Purpose:	Mouse monoclonal antibody raised against a partial recombinant CD84.
Immunogen:	CD84 (NP_003865.1, 22 a.a. ~ 121 a.a) partial recombinant protein with GST tag. MW of the GST tag alone is 26 KDa.
Sequence:	KDSEIFTVNG ILGESVTFPV NIQEPQVKI IAWTSKTSVA YVTPGDSETA PVVTVTHRNY YERIHALGPN YNLVISDLRM EDAGDYKADI NTQADPYTTT
Clone:	3G10
Isotype:	IgG2b
Cross-Reactivity:	Human
Characteristics:	Antibody Reactive Against Recombinant Protein.

## Target Details

Target:	CD84
Alternative Name:	CD84 ( <a href="#">CD84 Products</a> )
Background:	Full Gene Name: CD84 Molecule Synonyms: DKFZp781E2378,LY9B,SLAMF5,hCD84,mCD84
Gene ID:	8832
NCBI Accession:	<a href="#">NM_003874</a>

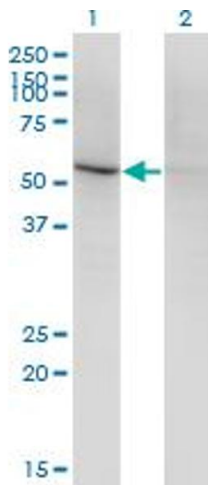
## Application Details

Application Notes:	Optimal working dilution should be determined by the investigator.
Restrictions:	For Research Use only

## Handling

Buffer:	In 1x PBS, pH 7.4
Handling Advice:	Aliquot to avoid repeated freezing and thawing.
Storage:	-20 °C
Storage Comment:	Store at -20°C or lower. Aliquot to avoid repeated freezing and thawing.

## Images

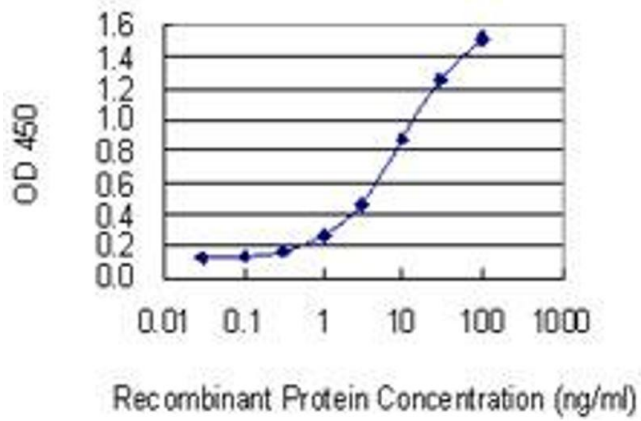


### Western Blotting

**Image 1.** Western Blot analysis of CD84 expression in transfected 293T cell line by CD84 monoclonal antibody (M01), clone 3G10.

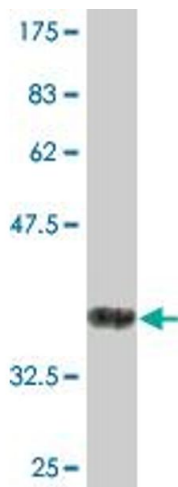
Lane 1: CD84 transfected lysate(36.9 kDa).

Lane 2: Non-transfected lysate.



### ELISA

**Image 2.** Detection limit for recombinant GST tagged CD84 is 0.1 ng/ml as a capture antibody.



### Western Blotting

**Image 3.** Western Blot detection against Immunogen (36.74 kDa).