



[Go to Product page](#)

Datasheet for ABIN522432

anti-STBD1 antibody (AA 1-358)

3 Images

Overview

Quantity:	100 µg
Target:	STBD1
Binding Specificity:	AA 1-358
Reactivity:	Human
Host:	Mouse
Clonality:	Monoclonal
Conjugate:	This STBD1 antibody is un-conjugated
Application:	Western Blotting (WB), ELISA

Product Details

Purpose:	Mouse monoclonal antibody raised against a full length recombinant GENX-3414.
Immunogen:	GENX-3414 (AAH22301, 1 a.a. ~ 358 a.a) full-length recombinant protein with GST tag. MW of the GST tag alone is 26 KDa.
Sequence:	MGAVWSALLV GGGLAGALFV WLLRGGPGDT GKDGDAEQEK DAPLGAAIP GGHQSGSSGL SPGPGSQELV TKPEHLQESN GHLISKTKDL GKLQAASWRL QNPSREVCND SREHVPSGQF PDTEAPATSE TSNSRSYSEV SRNESLESPM GEWGFQKGQE ISAKAATCFA EKLPSNNLLK NRAKEEMSLD DLNSQDRVDH EEWEMVPRHS SWGDVGVGGS LKAPVLNLNQ GMDNGRSTLV EARGQQVHGK MERVAVMPAG SQQVSVRFQV HYVTSTDVQF IAVTGDHECL GRWNTYIPLH YNKDGFWSHS IFLPADTVVE WKFVLVENG VTRWEECSNR FLETGHEDKV VHAWWGIH
Clone:	4H4
Isotype:	IgG2b

Product Details

Cross-Reactivity:	Human
Characteristics:	Antibody Reactive Against Recombinant Protein.

Target Details

Target:	STBD1
Alternative Name:	STBD1 (STBD1 Products)
Background:	Full Gene Name: starch binding domain 1 Synonyms: FLJ41801,GENEX3414,GENX-3414
Gene ID:	8987

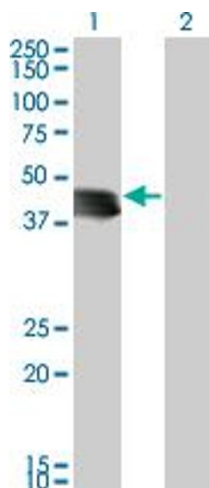
Application Details

Application Notes:	Optimal working dilution should be determined by the investigator.
Restrictions:	For Research Use only

Handling

Buffer:	In 1x PBS, pH 7.4
Handling Advice:	Aliquot to avoid repeated freezing and thawing.
Storage:	-20 °C
Storage Comment:	Store at -20°C or lower. Aliquot to avoid repeated freezing and thawing.

Images

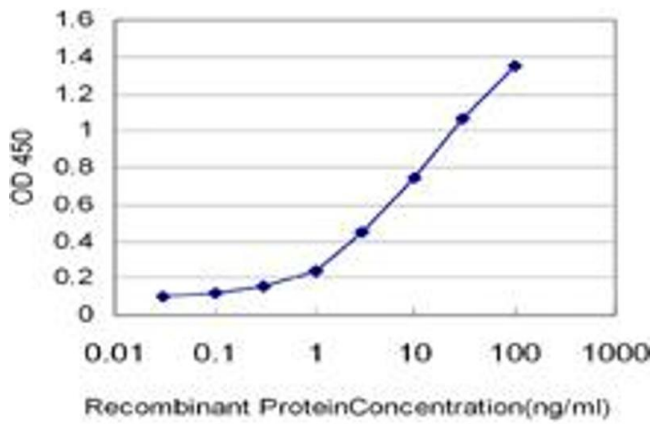


Western Blotting

Image 1. Western Blot analysis of GENX-3414 expression in transfected 293T cell line by GENX-3414 monoclonal antibody (M03), clone 4H4.


Lane 1: GENX-3414 transfected lysate(39 KDa).

Lane 2: Non-transfected lysate.



ELISA

Image 2. Detection limit for recombinant GST tagged GENX-3414 is approximately 0.1ng/ml as a capture antibody.



Western Blotting

Image 3. Western Blot detection against Immunogen (65.12 kDa).